

- General Water Notes:**
1. ALL WORK SHALL COMPLY WITH AND BE INSTALLED IN ACCORDANCE WITH THE BUILDING CODE OF THE STATE OF NEW YORK, DUTCHESS COUNTY DEPARTMENT OF HEALTH REGULATIONS AND LOCAL CODES.
  2. ALL PIPES INSTALLED SHALL BE PRESSURE TESTED AND LEAKAGE TESTED IN ACCORDANCE WITH THE LATEST EDITION OF AWWA STANDARD C600.
  3. ALL WATER MAINS SHALL BE DISINFECTED IN ACCORDANCE WITH THE LATEST EDITION OF THE AWWA STANDARD C651, EXCEPT FOR SECTION 5.1.
  4. ALL WATER MAIN PIPES IS HDPE DR-11 UNLESS OTHERWISE NOTED.
  5. ALL WATER LINES AND SEWER LINES SHALL BE LAID IN SEPARATE TRENCHES WITH A MINIMUM SEPARATION OF 10 FEET. IN AREAS WHERE A 10 FOOT SEPARATION IS NOT POSSIBLE, THE WATER MAIN SHALL BE CONSTRUCTED ACCORDING TO APPROPRIATE CROSSING DETAILS - SEE DETAILS ON DRAWING 10.03.
  6. ALL HYDRANT ASSEMBLIES SHALL HAVE THRUST BLOCKS. TIE RODS ARE TO BE INSTALLED BETWEEN THE TEE OFF AND THE WATER MAIN AND THE HYDRANT LATERAL VALVE AND THE HYDRANT BARREL.
  7. THE BACKFLOW ASSEMBLY FOR THE FIRE PROTECTION SYSTEM IS PRIVATE AND SHALL BE LOCATED INSIDE OF THE BUILDINGS. THE BACKFLOW ASSEMBLY WILL BE PROVIDED AS PART OF THE BUILDING DEPARTMENT APPROVAL PLANS.
  8. ALL APPURTENANCES ARE AS SHOWN AND DESCRIBED IN THE LEGEND OR ENGINEER APPROVED EQUAL.
  9. SEE DRAWINGS C7.21 TO C7.30 FOR WATER SYSTEM PROFILES.
  10. SEE DRAWINGS C8.01 TO C8.12 FOR WATER SYSTEM DETAILS.
  11. ALL WATER SYSTEM EQUIPMENT NOT SPECIFICALLY INDICATED ON THE PLANS AND DETAILS MAY BE ACCEPTABLE TO OWNER AND ENGINEER, BUT CAN ONLY BE SUBMITTED WITH APPROVED EQUAL IF APPROVED IN WRITING BY ENGINEER AND OWNER.
  12. FOR ADDITIONAL DETAILS OF C-1 THROUGH C-6, SEE WATER SERVICE DETAILS ON DRAWING C8.12.

**OWNER:**  
 Silo Ridge Ventures, LLC  
 5021 Route 44  
 Amenia, New York 12501  
 845.373.8020

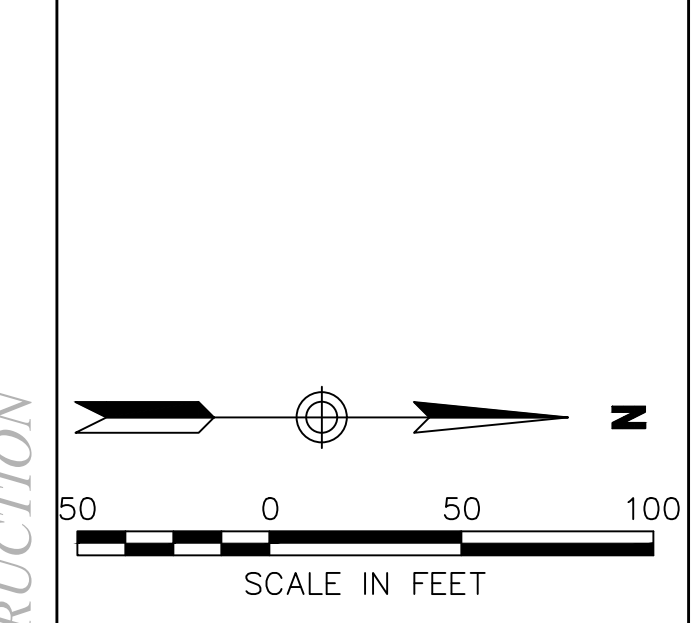
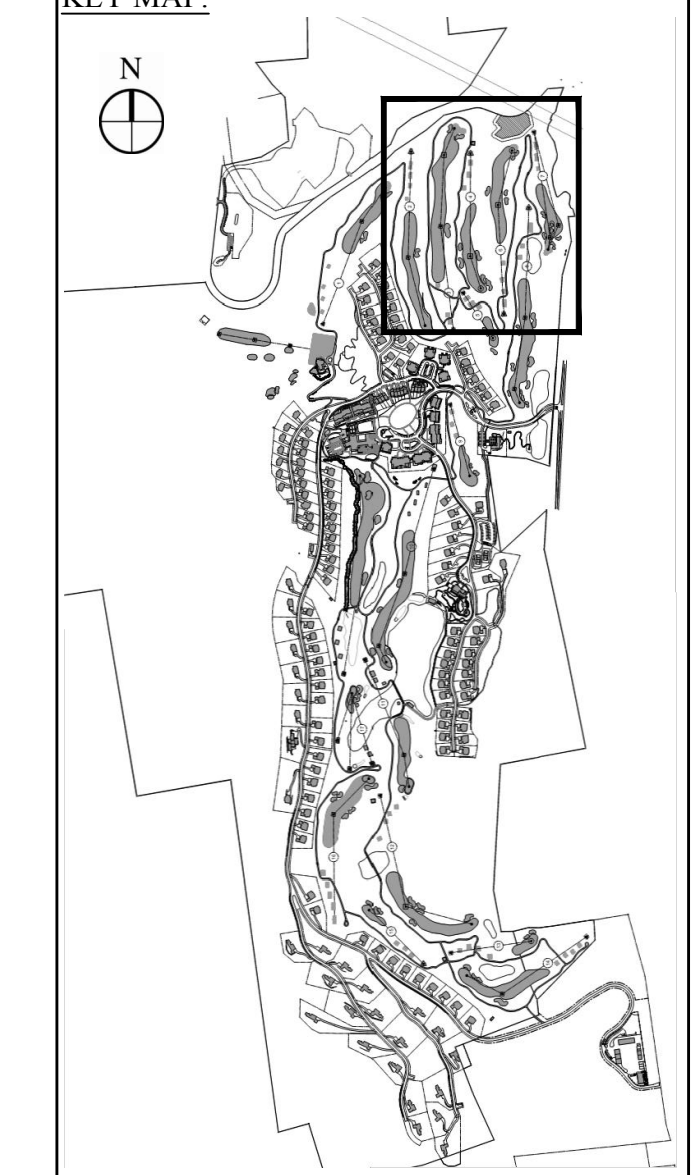
**ARCHITECTS, PLANNERS, LANDSCAPE ARCHITECTS:**  
 HART | HOWERTON  
 10 East 40th Street, New York, NY 10016  
 Tel: 212.683.5611 Fax: 212.481.3768  
 Email: NY@hart-howerton.com

**GOLF COURSE DESIGNERS:**  
 FAZIO DESIGN  
 401 N. Main St., Ste. 400  
 Hendersonville, North Carolina 28792  
 828.693.0052 • FAX 828.693.0071

**ENVIRONMENTAL PLANNING & CIVIL ENGINEERING:**  
 VHB  
 Engineering, Surveying & Landscape Architecture, PC  
 Planning  
 Transportation  
 Land Development  
 Environmental Services  
 50 Main Street, Suite 360  
 White Plains, New York 10606  
 914.467.6600 • FAX 914.761.3759

**WASTEWATER AND WATER DESIGN:**  
 CEDARWOOD ENGINEERING SERVICES, PLLC  
 CIVIL & ENVIRONMENTAL ENGINEERING  
 8-12 Dinet St., Suite 303  
 Oneonta, NY 14857  
 248 Main St., PO Box 203  
 North Creek, NY 518.251.5160

**PROJECT SURVEYOR:**  
 Kirk K. Horton, Land Surveyor  
 NYS License No. 049954  
 9 Broadway  
 Amenia, New York 12501  
 845.373.7809



Rev.	Revision	Date	Appr'd

As Shown  
 Date: January 8, 2015

**Silo Ridge Resort Community**  
 4651 Route 22, Town of Amenia  
 Dutchess County, New York

**Water System Plan 1**

Not Issued for Construction

Drawing Number: **C7.01**

Sheet: 1 of 1

James F. Suozzo  
 N.Y. Professional Engineer  
 NY Lic. No. 57185

**Legend**

Name	Description
C1	CORP STOP TO 1/2" DR-11 HDPE DOMESTIC SERVICES
C2	CORP STOP TO 3/4" DR-11 HDPE DOMESTIC SERVICES
C3	CORP STOP TO 1" DR-11 HDPE DOMESTIC SERVICES
C4	CORP STOP TO 1 1/2" DR-11 HDPE DOMESTIC SERVICES
C5	CORP STOP TO 2" DR-11 HDPE DOMESTIC SERVICES
C6	CORP STOP TO 2 1/2" DR-11 HDPE DOMESTIC SERVICES
T1	10" x 10" DR-11 HDPE TEES
T2, V1H	HYDRANT ASSEMBLY: 10" x 4" DR-11 HDPE TEES, 4" GATE VALVE, HYDRANT AT ALL LOCATIONS WHERE HYDRANT EXIST
T3	10" x 6" DR-11 HDPE TEES
V2	10" GATE VALVE
P1	10" DR-11 HDPE PLUG
ARV	AIR RELEASE VALVE
PRV	PRESSURE REDUCING VALVE
H2	FLUSHING HYDRANT
B1	10" DR-11 HDPE 90° BEND

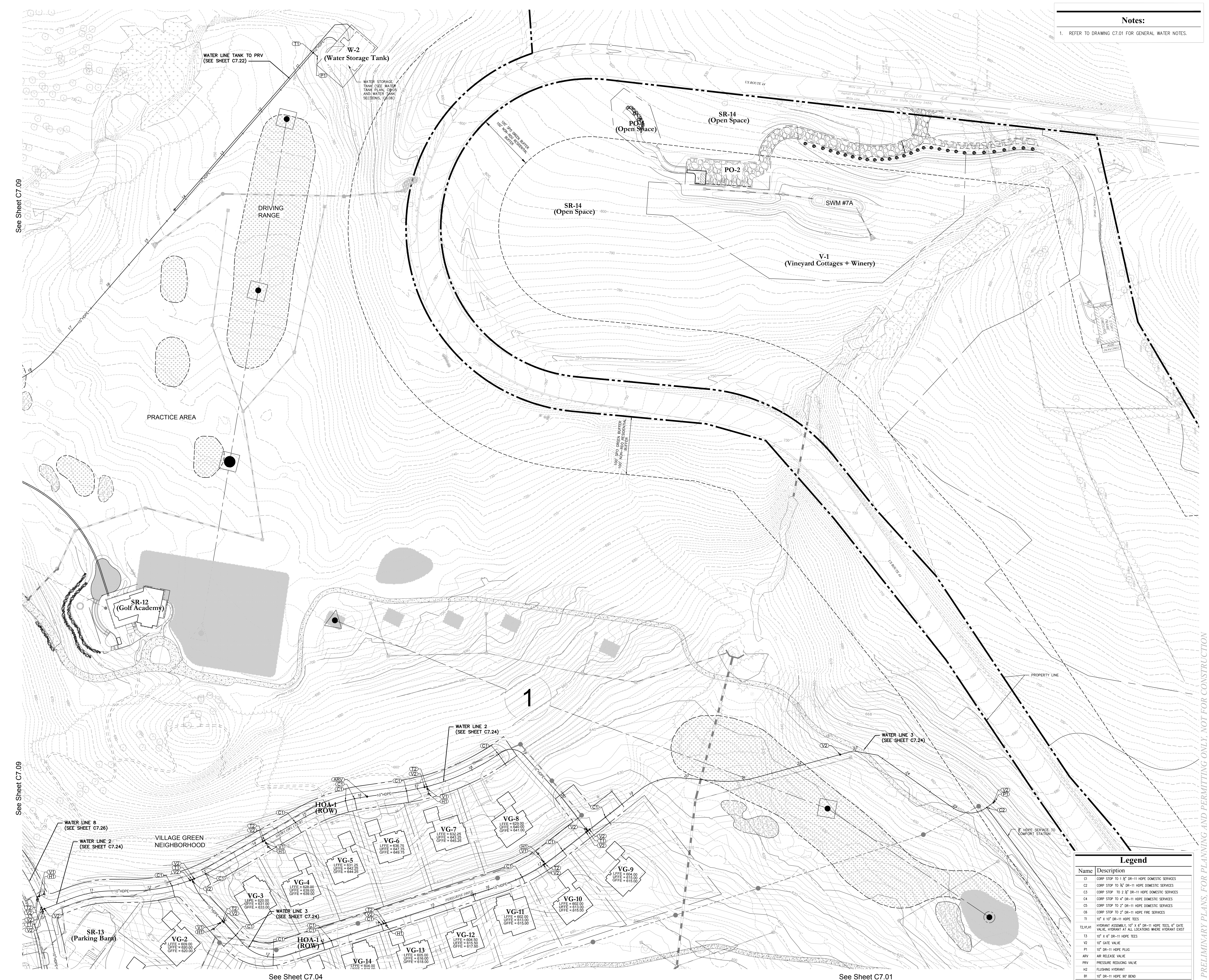
See Sheet C7.04

See Sheet C7.03

PRELIMINARY PLANS, FOR PLANNING AND PERMITTING ONLY, NOT FOR CONSTRUCTION

V:\GOLF\PROJ\WATER\PLANS\2011\00 AP\W\WATER\CD\PLANS\PHASE 1 SITE PLANS\2011-00-PL-UT-W  
 Saved Wednesday, February 18, 2015 9:41:43 AM  
 D:\PROJECTS\2011\00 AP\W\WATER\CD\PLANS\PHASE 1 SITE PLANS\2011-00-PL-UT-W  
 Saved Wednesday, February 18, 2015 9:41:43 AM  
 D:\PROJECTS\2011\00 AP\W\WATER\CD\PLANS\PHASE 1 SITE PLANS\2011-00-PL-UT-W

**Notes:**  
 1. REFER TO DRAWING C7.01 FOR GENERAL WATER NOTES.



**OWNER:**  
 Silo Ridge Ventures, LLC  
 5021 Route 44  
 Amenia, New York 12501  
 845.373.8020

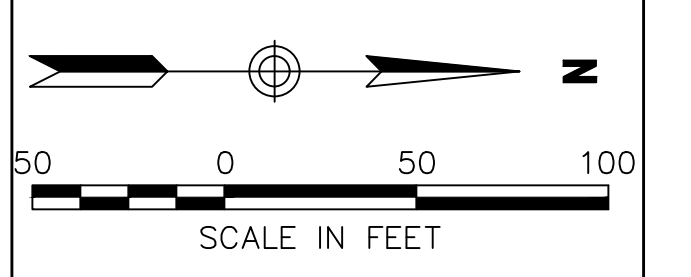
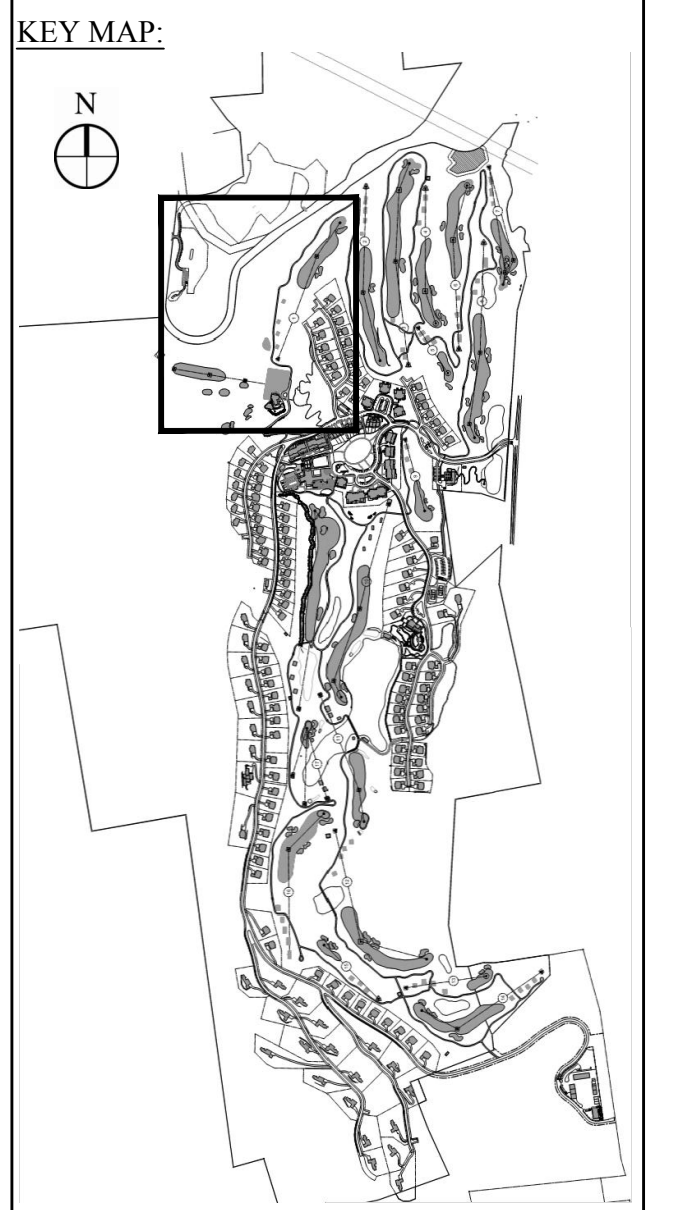
**ARCHITECTS, PLANNERS, LANDSCAPE ARCHITECTS:**  
 HART | HOWERTON  
 10 East 40th Street New York, NY 10016  
 Tel: 212.683.5631 Fax: 212.481.3768  
 E-mail: NY@hartnowerton.com

**GOLF COURSE DESIGNERS:**  
**FAZIO**  
 DESIGN  
 401 N. Main St., Ste. 400  
 Hendersonville, North Carolina 28792  
 828.693.0052 • FAX 828.693.0071

**ENVIRONMENTAL PLANNING & CIVIL ENGINEERING:**  
**VHB**  
**Engineering, Surveying & Landscape Architecture, PC**  
 Planning  
 Transportation  
 Land Development  
 Environmental Services  
 50 Main Street, Suite 360  
 White Plains, New York 10606  
 914.467.6600 • FAX 914.761.3759

**WASTEWATER AND WATER DESIGN:**  
**CEDARWOOD ENGINEERING SERVICES, PLLC**  
 CIVIL & ENVIRONMENTAL ENGINEERING  
 8-12 Dietz St., Suite 303  
 Oneonta, NY 13827-8073  
 248 Main St., PO Box 203  
 North Creek, NY 518.251.5160

**PROJECT SURVEYOR:**  
**Kirk K. Horton, Land Surveyor**  
 NYS License No. 049954  
 9 Broadway  
 Amenia, New York 12501  
 845.373.7809



No.	Revision	Date	Appr'd

Designed by: *g.j.c.* Drawn by: *g.j.c.* Checked by: *p.s.c.*  
 CAD checked by:  Approved by:   
 Date: As Shown Date: January 8, 2015  
 Project Title: **Silo Ridge Resort Community**

**Water System Plan 2**

Not Issued for Construction

**Legend**

Name	Description
C1	CONCP STOP TO 1" DR-11 HOPE DOMESTIC SERVICES
C2	CONCP STOP TO 1/2" DR-11 HOPE DOMESTIC SERVICES
C3	CONCP STOP TO 2" DR-11 HOPE DOMESTIC SERVICES
C4	CONCP STOP TO 4" DR-11 HOPE DOMESTIC SERVICES
C5	CONCP STOP TO 2" DR-11 HOPE DOMESTIC SERVICES
C6	CONCP STOP TO 2" DR-11 HOPE FIRE SERVICES
T1	HOPE SERVICE TO COMFORT STATION
T2	HYDRANT ASSEMBLY: 10" x 6" DR-11 HOPE TEES, 6" GATE VALVE, HYDRANT AT ALL LOCATIONS WHERE HYDRANT EXIST
T3	10" x 6" DR-11 HOPE TEES
V2	10" GATE VALVE
FR	10" DR-11 HOPE FLAG
ARV	AIR RELEASE VALVE
PRV	PRESSURE REDUCING VALVE
H2	FLUSHING HYDRANT
B1	10" DR-11 HOPE 90° BEND

**JAMES F. SUOZZO**  
 N.Y. Professional Engineer  
 NY Lic. No. 57185

2011-00-PL-UT-W

See Sheet C7.04

See Sheet C7.05

See Sheet C7.06

See Sheet C7.07

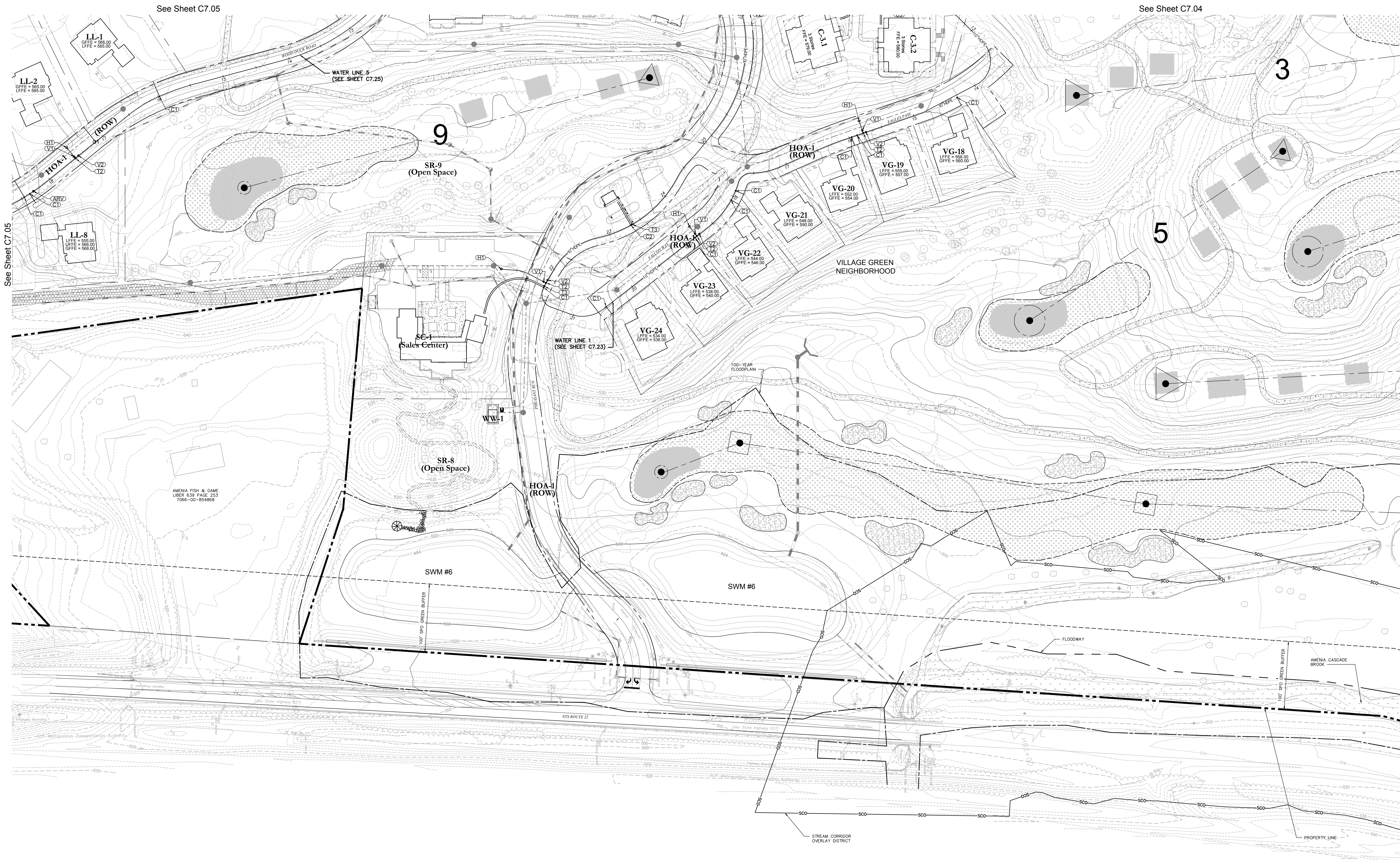
See Sheet C7.04

See Sheet C7.01

Sheet of **C7.02**

PRELIMINARY PLANS, FOR PLANNING AND PERMITTING ONLY, NOT FOR CONSTRUCTION

I:\G:\PROJ\WATER\PLANS\2011\00 AP\AN\CAD\PLANS\TYPE 1 SITE PLANS\2011\01-PL-11-W  
 Sheet: Wednesday, February 18, 2015 9:36:43 PM D:\PROJ\GEO\2011\00 AP\AN\CAD\PLANS\TYPE 1 SITE PLANS\2011\01-PL-11-W  
 See Sheet C7.05  
 See Sheet C7.04  
 See Sheet C7.01  
 See Sheet C7.01  
 See Sheet C7.05  
 See Sheet C7.05



**OWNER:**  
 Silo Ridge Ventures, LLC  
 5021 Route 44  
 Amenia, New York 12501  
 845.373.8020

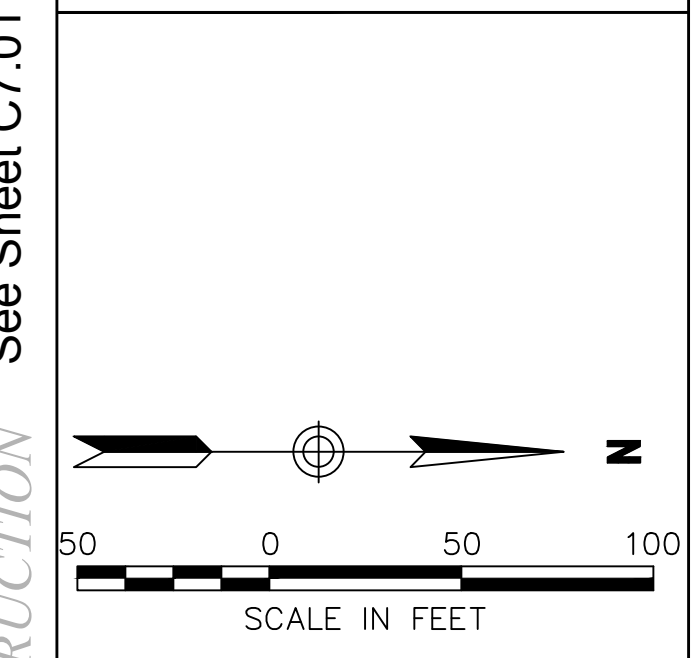
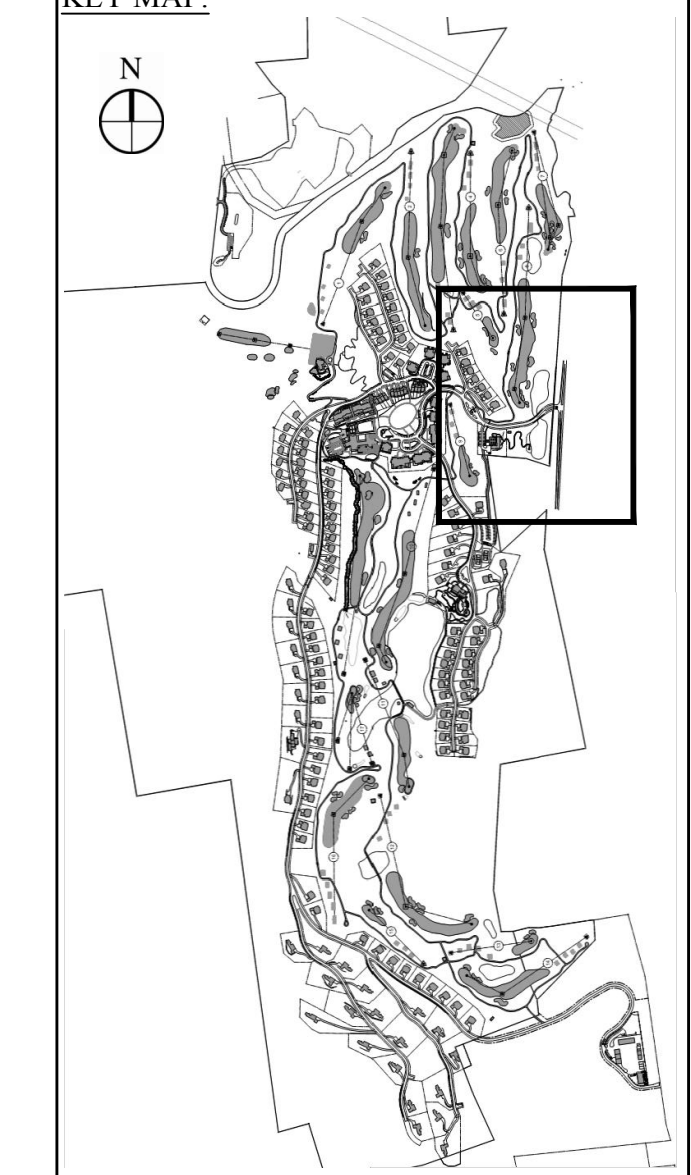
**ARCHITECTS, PLANNERS, LANDSCAPE ARCHITECTS:**  
 HART | HOWERTON  
 10 East 40th Street, New York, NY 10016  
 Tel: 212.685.5611 Fax: 212.481.3768  
 Email: NY@hartnow.com

**GOLF COURSE DESIGNERS:**  
**FAZIO DESIGN**  
 401 N. Main St., Ste. 400  
 Hendersonville, North Carolina 28792  
 828.693.0052 • FAX 828.693.0071

**ENVIRONMENTAL PLANNING & CIVIL ENGINEERING:**  
**VHB**  
 Engineering, Surveying & Landscape Architecture, PC  
 Planning  
 Transportation  
 Land Development  
 Environmental Services  
 50 Main Street, Suite 300  
 White Plains, New York 10606  
 914.467.6600 • FAX 914.761.3759

**WASTEWATER AND WATER DESIGN:**  
**CEDARWOOD ENGINEERING SERVICES, PLLC**  
 CIVIL & ENVIRONMENTAL ENGINEERING  
 8-12 Dinetz St., Suite 303  
 Oneonta, NY 14857-3073  
 248 Main St., PO Box 203  
 North Creek, NY 518.251.5160

**PROJECT SURVEYOR:**  
 Kirk K. Horton, Land Surveyor  
 NYS License No. 049954  
 9 Broadway  
 Amenia, New York 12501  
 845.373.7809



No.	Revision	Date	App'd

Designed by gjo Drawn by jyo Checked by jss  
 CAD checked by \_\_\_\_\_ Approved by \_\_\_\_\_  
 Date As Shown Date January 8, 2015  
 Project Title

**Silo Ridge Resort Community**  
 4651 Route 22, Town of Amenia  
 Dutchess County, New York

Issued for  
**Site Plan - Phase 1**

Not Issued for Construction  
 Drawing Title  
**Water System Plan 3**  
 Drawing Number  
**C7.03**  
 Sheet \_\_\_\_\_ of \_\_\_\_\_  
 JAMES F. SUOZZO  
 N.Y. Professional Engineer  
 NY Lic. No. 57185

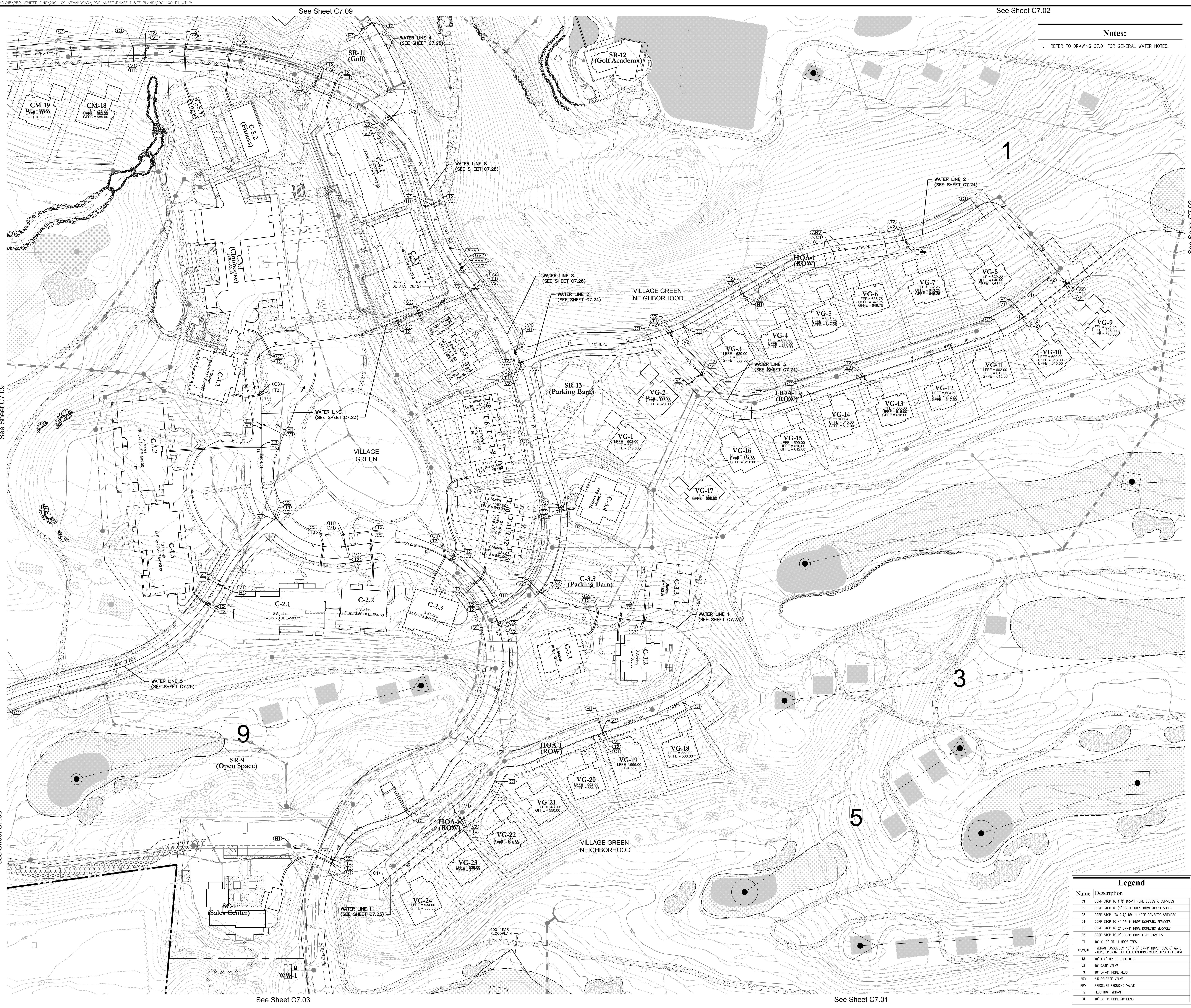
**Notes:**

1. REFER TO DRAWING C7.01 FOR GENERAL WATER NOTES.

**Legend**

Name	Description
C1	CORP STOP TO 1 1/2" DR-11 HOPE DOMESTIC SERVICES
C2	CORP STOP TO 3/4" DR-11 HOPE DOMESTIC SERVICES
C3	CORP STOP TO 2 1/2" DR-11 HOPE DOMESTIC SERVICES
C4	CORP STOP TO 4" DR-11 HOPE DOMESTIC SERVICES
C5	CORP STOP TO 2" DR-11 HOPE DOMESTIC SERVICES
C6	CORP STOP TO 2" DR-11 HOPE FIRE SERVICES
T1	10" x 10" DR-11 HOPE TEES
T2, V1	HYDRANT ASSEMBLY: 10" x 6" DR-11 HOPE TEES, 4" GATE VALVE, HYDRANT AT ALL LOCATIONS WHERE HYDRANT EXIST
T3	10" x 6" DR-11 HOPE TEES
V2	10" GATE VALVE
P1	10" DR-11 HOPE PLUG
ARV	AIR RELEASE VALVE
PRV	PRESSURE REDUCING VALVE
H2	FLUSHING HYDRANT
B1	10" DR-11 HOPE 90° BEND

PRELIMINARY PLANS, FOR PLANNING AND PERMITTING ONLY, NOT FOR CONSTRUCTION



See Sheet C7.02

See Sheet C7.09

**Notes:**

1. REFER TO DRAWING C7.01 FOR GENERAL WATER NOTES.

**OWNER:**  
Silo Ridge Ventures, LLC  
5021 Route 44  
Amenia, New York 12501  
845.373.8020

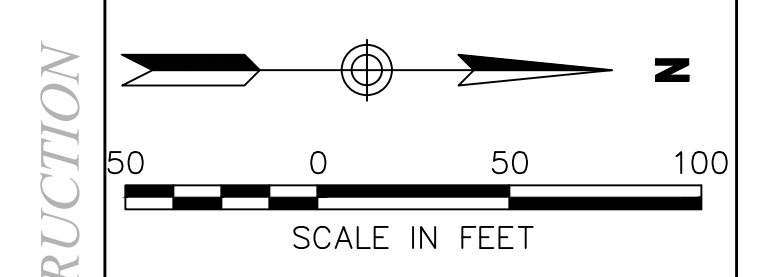
**ARCHITECTS, PLANNERS, LANDSCAPE ARCHITECTS:**  
**HART | HOWERTON**  
10 East 40th Street, New York, NY 10016  
Tel: 212.683.5631 Fax: 212.481.3768  
Email: NY@hhowerton.com

**GOLF COURSE DESIGNERS:**  
**FAZIO DESIGN**  
401 N. Main St., Ste. 400  
Hendersonville, North Carolina 28792  
828.693.0052 • FAX 828.693.0071

**ENVIRONMENTAL PLANNING & CIVIL ENGINEERING:**  
**VHB**  
**Engineering, Surveying & Landscape Architecture, PC**  
Planning  
Transportation  
Land Development  
Environmental Services  
50 Main Street, Suite 360  
White Plains, New York 10606  
914.467.6600 • FAX 914.761.3759

**WASTEWATER AND WATER DESIGN:**  
**CEDARWOOD ENGINEERING SERVICES, PLLC**  
CIVIL & ENVIRONMENTAL ENGINEERING  
8-12 Dues St., Suite 303  
Oswego, NY 14027-3073  
248 Main St., PO Box 203  
North Creek, NY 51823-5160

**PROJECT SURVEYOR:**  
**Kirk K. Horton, Land Surveyor**  
NYS License No. 049954  
9 Broadway  
Amenia, New York 12501  
845.373.7809



No.	Revision	Date	By	App'd

Designed by g.p. Drawn by J.P.S. Checked by J.P.S.  
CAD checked by \_\_\_\_\_ Approved by \_\_\_\_\_  
Date As Shown Date January 8, 2015  
Project Title  
Project No.

**Silo Ridge Resort Community**  
4651 Route 22, Town of Amenia  
Dutchess County, New York  
Issued for  
**Site Plan - Phase 1**

Not Issued for Construction  
Drawing Title  
**Water System Plan 4**  
Drawing Number  
**C7.04**  
Sheet of  
**JAMES F. SUOZZO**  
N.Y. Professional Engineer  
NY Lic. No. 57185  
Project Number  
29011.00

**Legend**

Name	Description
C1	CORP STOP TO 1/2" DR-11 HOPE DOMESTIC SERVICES
C2	CORP STOP TO 3/4" DR-11 HOPE DOMESTIC SERVICES
C3	CORP STOP TO 2 1/2" DR-11 HOPE DOMESTIC SERVICES
C4	CORP STOP TO 4" DR-11 HOPE DOMESTIC SERVICES
C5	CORP STOP TO 2" DR-11 HOPE DOMESTIC SERVICES
C6	CORP STOP TO 2" DR-11 HOPE FIRE SERVICES
T1	10" x 10" DR-11 HOPE TEES
T2, W, H	HYDRANT ASSEMBLY: 10" x 4" DR-11 HOPE TEES, 4" GATE VALVE, HYDRANT AT ALL LOCATIONS WHERE HYDRANT EXIST
T3	10" x 6" DR-11 HOPE TEES
V2	10" GATE VALVE
R1	10" DR-11 HOPE ROAD
ARV	AIR RELEASE VALVE
PRV	PRESSURE REDUCING VALVE
H2	FLUSHING HYDRANT
B1	10" DR-11 HOPE 90° BEND

PRELIMINARY PLANS. FOR PLANNING AND PERMITTING ONLY. NOT FOR CONSTRUCTION.

See Sheet C7.09

See Sheet C7.05

See Sheet C7.03

See Sheet C7.01



See Sheet C7.07

See Sheet C7.07

See Sheet C7.04

See Sheet C7.03

**OWNER:**  
Silo Ridge Ventures, LLC  
5021 Route 44  
Amenia, New York 12501  
845.373.8020

**ARCHITECTS, PLANNERS, LANDSCAPE ARCHITECTS:**  
**HART | HOWERTON**  
10 East 40th Street New York, NY 10016  
Tel: 212.683.5631 Fax: 212.481.3768  
Email: NY@hhowerton.com

**GOLF COURSE DESIGNERS:**  
**FAZIO DESIGN**  
401 N. Main St., Ste. 400  
Hendersonville, North Carolina 28792  
828.693.0052 • FAX 828.693.0071

**ENVIRONMENTAL PLANNING & CIVIL ENGINEERING:**  
**VHB**  
**Engineering, Surveying & Landscape Architecture, PC**  
Planning  
Transportation  
Land Development  
Environmental Services  
50 Main Street, Suite 360  
White Plains, New York 10606  
914.467.6600 • FAX 914.761.3759

**WASTEWATER AND WATER DESIGN:**  
**CEDARWOOD ENGINEERING SERVICES, PLLC**  
CIVIL & ENVIRONMENTAL ENGINEERING  
8-12 Dues St., Suite 303  
Oneonta, NY 14857-3073  
248 Main St., PO Box 203  
North Creek, NY 51821-5160

**PROJECT SURVEYOR:**  
**Kirk K. Horton, Land Surveyor**  
NYS License No. 049954  
9 Broadway  
Amenia, New York 12501  
845.373.7809

**KEY MAP:**  
N  
[Map showing site location within a larger regional context]

**SCALE IN FEET**  
0 50 100

No.	Revision	Date	App'd

Designed by gjo Drawn by JJO Checked by JSS  
CAD checked by JSS Approved by JSS  
Date As Shown Date January 8, 2015  
Project Title

**Silo Ridge Resort Community**  
4651 Route 22, Town of Amenia  
Dutchess County, New York

Issued for  
**Site Plan - Phase 1**

Not Issued for Construction

**Water System Plan 5**

Drawing Number  
**C7.05**

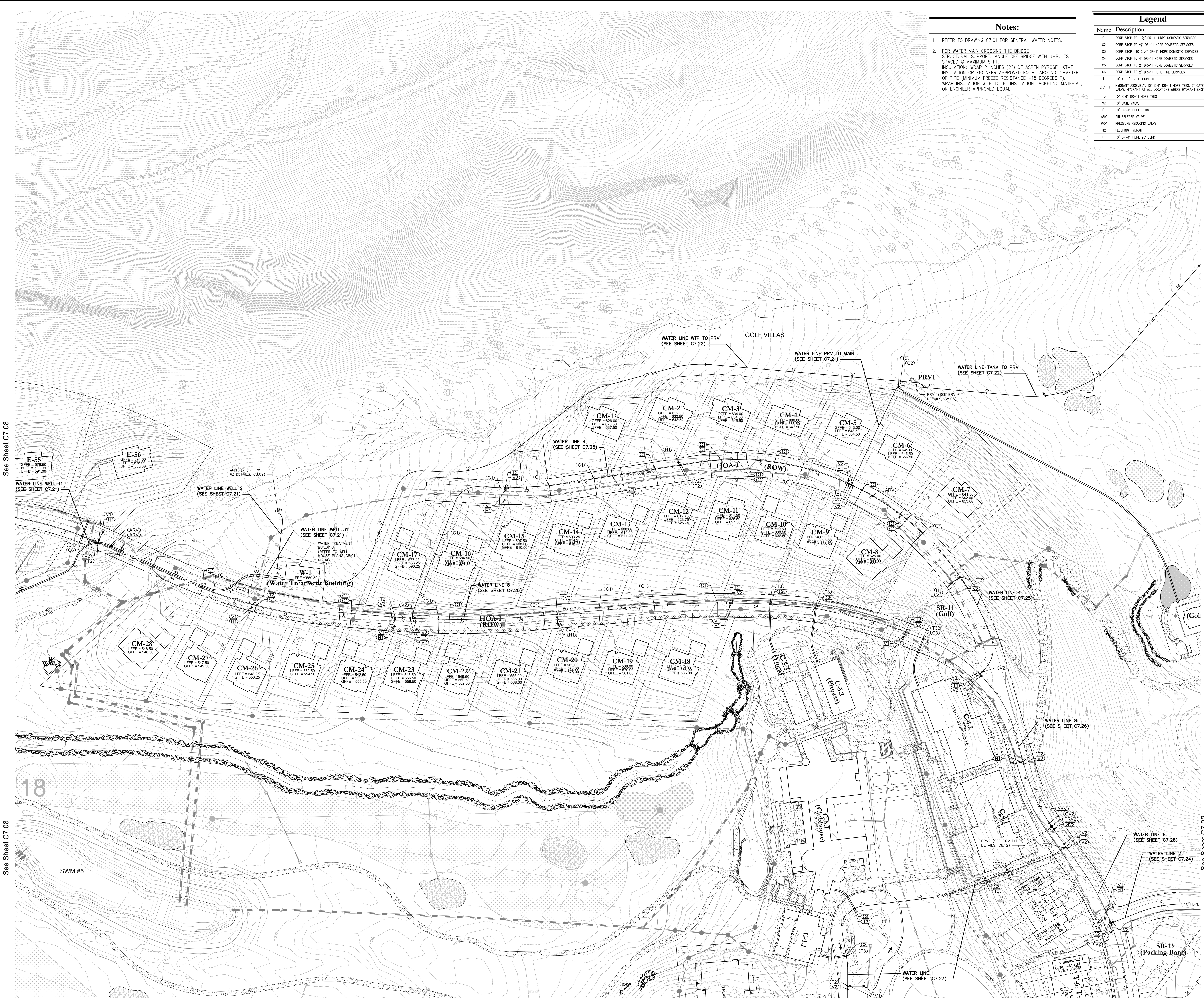
Sheet of  
JAMES F. SUOZZO  
N.Y. Professional Engineer  
NY Lic. No. 57185

**Legend**

Name	Description
C1	CORP STOP TO 1" DR-11 HOPE DOMESTIC SERVICES
C2	CORP STOP TO 1/2" DR-11 HOPE DOMESTIC SERVICES
C3	CORP STOP TO 3/4" DR-11 HOPE DOMESTIC SERVICES
C4	CORP STOP TO 1" DR-11 HOPE DOMESTIC SERVICES
C5	CORP STOP TO 1 1/2" DR-11 HOPE DOMESTIC SERVICES
C6	CORP STOP TO 2" DR-11 HOPE FIRE SERVICES
T1	10" x 10" DR-11 HOPE TEES
T2, V1, H	HYDRANT ASSEMBLY: 10" x 4" DR-11 HOPE TEES, 6" GATE VALVE, HYDRANT AT ALL LOCATIONS WHERE HYDRANT ENDS
T3	10" x 6" DR-11 HOPE TEES
V2	10" GATE VALVE
PI	10" DR-11 HOPE PLUG
ARV	AIR RELEASE VALVE
PRV	PRESSURE REDUCING VALVE
H2	FLUSHING HYDRANT
B1	10" DR-11 HOPE 90° BEND

**Notes:**  
1. REFER TO DRAWING C7.01 FOR GENERAL WATER NOTES.

PRELIMINARY PLANS. FOR PLANNING AND PERMITTING ONLY. NOT FOR CONSTRUCTION



**Notes:**

- REFER TO DRAWING C7.01 FOR GENERAL WATER NOTES.
- FOR WATER MAIN CROSSING THE BRIDGE STRUCTURAL SUPPORT: ANGLE OFF BRIDGE SPACED @ MAXIMUM 5 FT. INSULATION: WRAP 2 INCHES (2") OF ASPEN PYROGEL XT-E INSULATION OR ENGINEER APPROVED EQUAL AROUND DIAMETER OF PIPE (MINIMUM FREEZE RESISTANCE = 15 DEGREES F). WRAP INSULATION WITH TCI EJ INSULATION JACKETING MATERIAL, OR ENGINEER APPROVED EQUAL.

Legend	
Name	Description
C1	CORP STOP TO 1 1/2" DR-11 HOPE DOMESTIC SERVICES
C2	CORP STOP TO 2" DR-11 HOPE DOMESTIC SERVICES
C3	CORP STOP TO 2 1/2" DR-11 HOPE DOMESTIC SERVICES
C4	CORP STOP TO 4" DR-11 HOPE DOMESTIC SERVICES
C5	CORP STOP TO 6" DR-11 HOPE DOMESTIC SERVICES
C6	CORP STOP TO 8" DR-11 HOPE DOMESTIC SERVICES
T1	10" X 10" DR-11 HOPE TEES
T2	HYDRANT ASSEMBLY, 10" X 6" DR-11 HOPE TEES, 6" GATE VALVE, HYDRANT AT ALL LOCATIONS WHERE HYDRANT EXIST
T3	10" X 6" DR-11 HOPE TEES
V1	10" GATE VALVE
P1	10" DR-11 HOPE PLUG
ARV	AIR RELEASE VALVE
PRV	PRESSURE REDUCING VALVE
H2	FLUSHING HYDRANT
B1	10" DR-11 HOPE 90° BEND

**OWNER:**  
Silo Ridge Ventures, LLC  
5021 Route 44  
Amenia, New York 12501  
845.373.8020

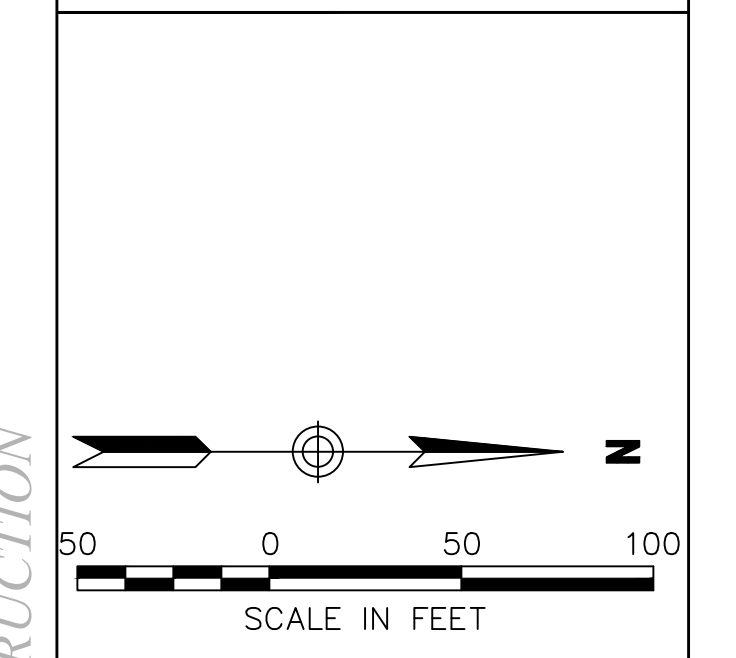
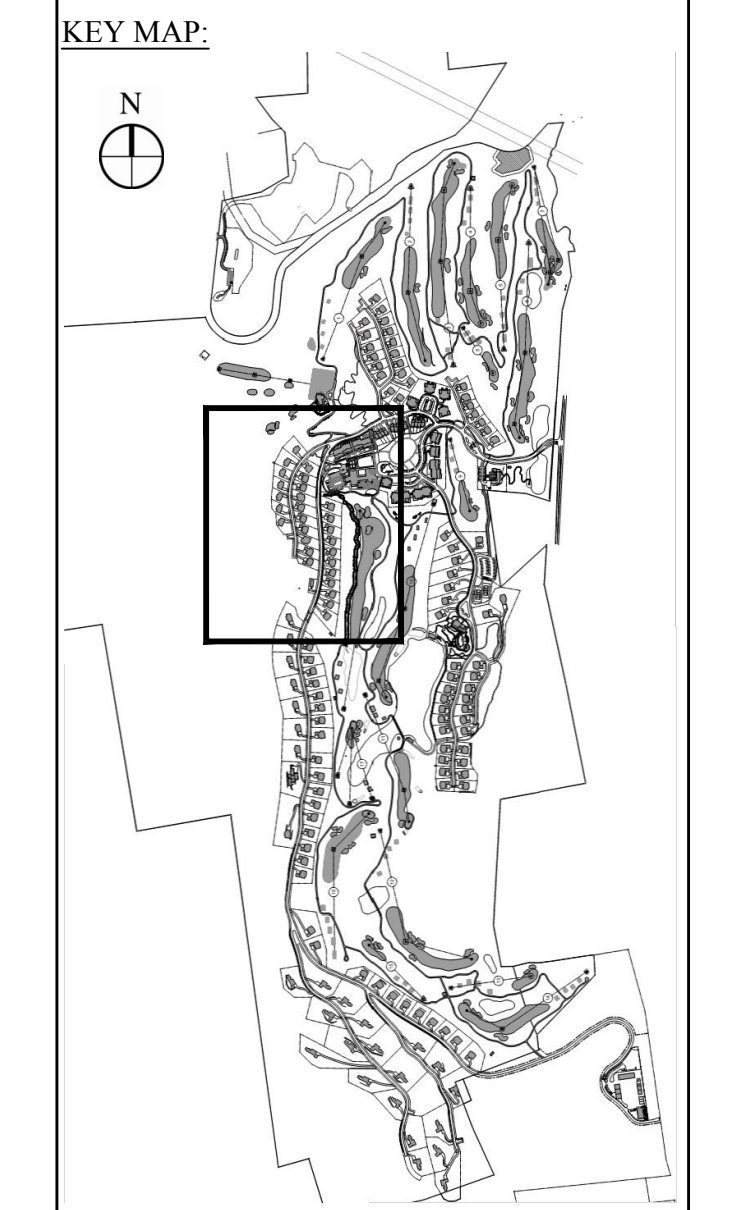
**ARCHITECTS, PLANNERS, LANDSCAPE ARCHITECTS:**  
**HART | HOWERTON**  
10 East 40th Street, New York, NY 10016  
Tel: 212.683.5631 Fax: 212.481.3768  
E-mail: NY@hart-howerton.com

**GOLF COURSE DESIGNERS:**  
**FAZIO DESIGN**  
401 N. Main St., Ste. 400  
Hendersonville, North Carolina 28792  
828.693.0052 • FAX 828.693.0071

**ENVIRONMENTAL PLANNING & CIVIL ENGINEERING:**  
**VHB**  
**Engineering, Surveying & Landscape Architecture, PC**  
Planning  
Transportation  
Land Development  
Environmental Services  
50 Main Street, Suite 360  
White Plains, New York 10606  
914.467.6600 • FAX 914.761.3759

**WASTEWATER AND WATER DESIGN:**  
**CEDARWOOD ENGINEERING SERVICES, PLLC**  
CIVIL & ENVIRONMENTAL ENGINEERING  
8-12 Dues St., Suite 303  
Oswego, NY 14127-8073  
248 Main St., PO Box 203  
North Creek, NY 518.251.5160

**PROJECT SURVEYOR:**  
**Kirk K. Horton, Land Surveyor**  
NYS License No. 049954  
9 Broadway  
Amenia, New York 12501  
845.373.7809



No.	Revision	Date	Appr'd

Designed by: gpc    Drawn by: jyo    Checked by: jss  
CAD checked by:    Approved by:     
Date: As Shown    Date: January 8, 2015  
Project Title:

**Silo Ridge Resort Community**  
4651 Route 22, Town of Amenia  
Dutchess County, New York  
Project Title:  
Site Plan - Phase 1

Not Issued for Construction  
Drawing Number:  
**C7.06**  
Sheet of  
JAMES F. SUOZZO  
N.Y. Professional Engineer  
NY Lic. No. 57185  
Project Number:  
29011.00

See Sheet C7.08

See Sheet C7.08

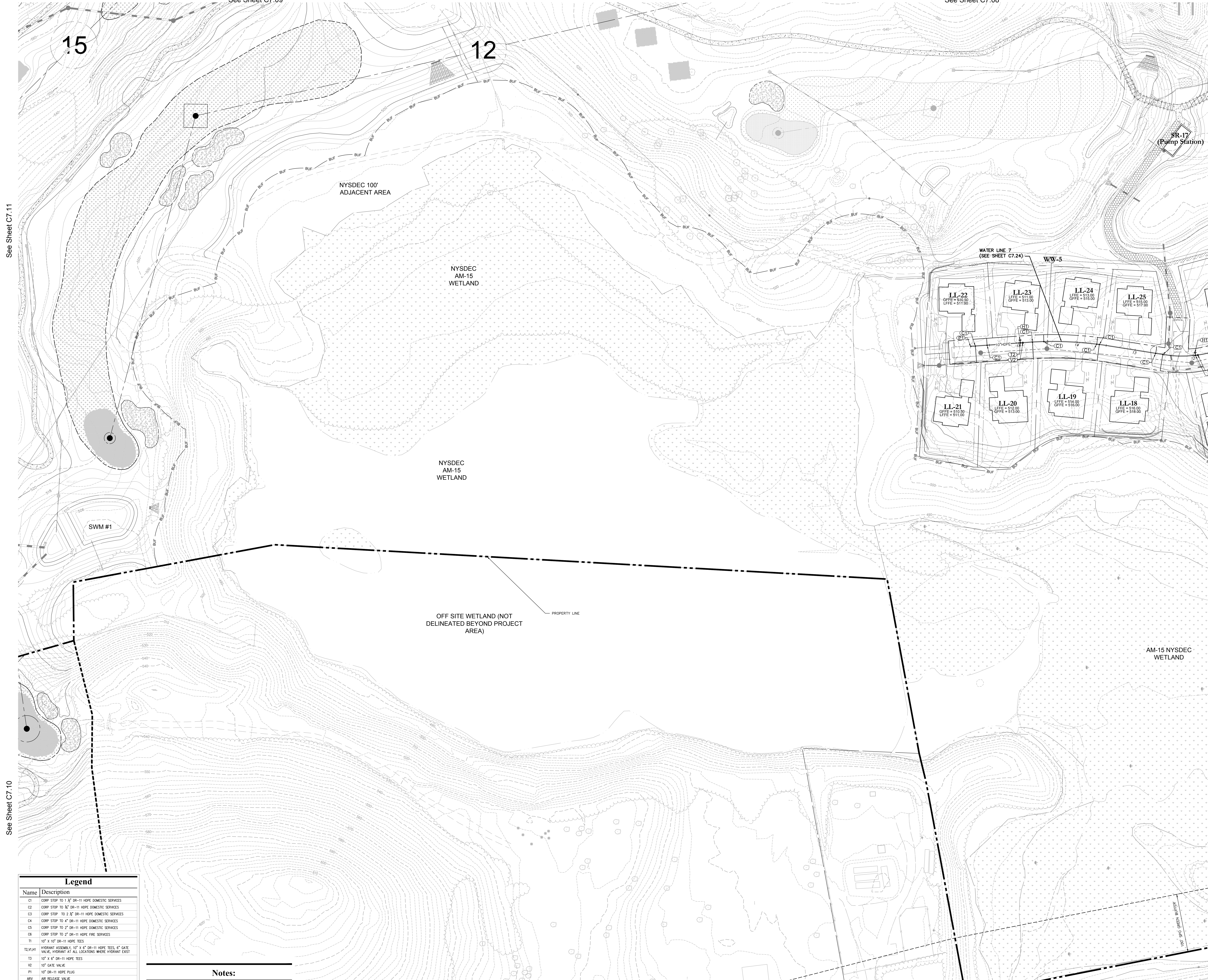
See Sheet C7.07

See Sheet C7.04

See Sheet C7.02

See Sheet C7.02

PRELIMINARY PLANS. FOR PLANNING AND PERMITTING ONLY. NOT FOR CONSTRUCTION



15

12

NYSDEC 100' ADJACENT AREA

NYSDEC AM-15 WETLAND

NYSDEC AM-15 WETLAND

OFF SITE WETLAND (NOT DELINEATED BEYOND PROJECT AREA)

PROPERTY LINE

AM-15 NYSDEC WETLAND

SWM #1

WATER LINE 7 (SEE SHEET C7.24)

WY-5

SR-17 (Pump Station)

LL-22  
OFFE = 510.00  
LFFE = 511.00

LL-23  
OFFE = 511.00  
LFFE = 513.00

LL-24  
OFFE = 515.00  
LFFE = 516.00

LL-25  
OFFE = 515.00  
LFFE = 517.00

LL-21  
OFFE = 510.00  
LFFE = 511.00

LL-20  
OFFE = 510.00  
LFFE = 513.00

LL-19  
OFFE = 514.00  
LFFE = 516.00

LL-18  
OFFE = 516.00  
LFFE = 518.00

See Sheet C7.11

See Sheet C7.10

See Sheet C7.07

See Sheet C9.05

Legend	
Name	Description
C1	COMP STOP TO 1/2" DR-11 HOPE DOMESTIC SERVICES
C2	COMP STOP TO 3/4" DR-11 HOPE DOMESTIC SERVICES
C3	COMP STOP TO 1" DR-11 HOPE DOMESTIC SERVICES
C4	COMP STOP TO 1 1/2" DR-11 HOPE DOMESTIC SERVICES
C5	COMP STOP TO 2" DR-11 HOPE DOMESTIC SERVICES
C6	COMP STOP TO 2 1/2" DR-11 HOPE DOMESTIC SERVICES
T1	10" X 10" DR-11 HOPE TEES
T2,V1,H1	HYDRANT ASSEMBLY, 10" X 6" DR-11 HOPE TEES, 6" GATE VALVE, HYDRANT AT ALL LOCATIONS WHERE HYDRANT EXIST
T3	10" X 6" DR-11 HOPE TEES
V2	10" GATE VALVE
P1	10" DR-11 HOPE PLUG
ARV	AIR RELEASE VALVE
PRV	PRESSURE REGULATING VALVE
H2	FLUSHING HYDRANT
B1	10" DR-11 HOPE 90° BEND

Notes:

- 1. REFER TO DRAWING C7.01 FOR GENERAL WATER NOTES.

**OWNER:**  
Silo Ridge Ventures, LLC  
5021 Route 44  
Amenia, New York 12501  
845.373.8020

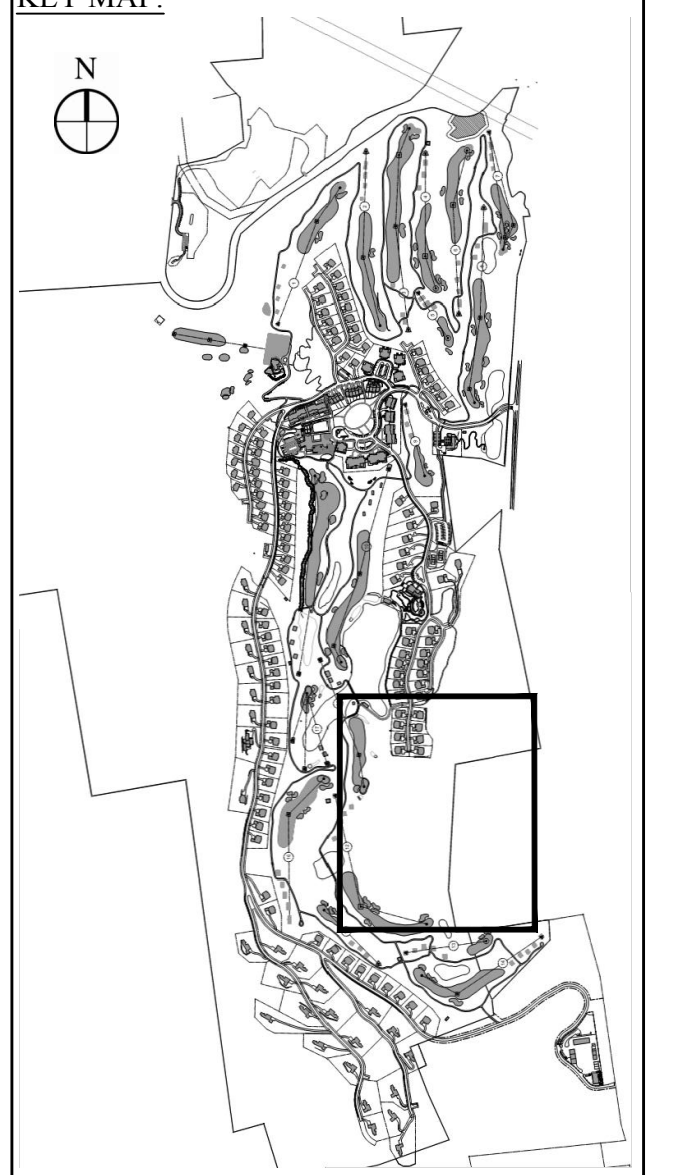
**ARCHITECTS, PLANNERS, LANDSCAPE ARCHITECTS:**  
**HART | HOWERTON**  
10 East 40th Street New York, NY 10016  
Tel: 212.683.5631 Fax: 212.481.3768  
Email: NY@hhowerton.com

**GOLF COURSE DESIGNERS:**  
**FAZIO DESIGN**  
401 N. Main St., Ste. 400  
Hendersonville, North Carolina 28792  
828.693.0052 • FAX 828.693.0071

**ENVIRONMENTAL PLANNING & CIVIL ENGINEERING:**  
**VHB**  
**Engineering, Surveying & Landscape Architecture, PC**  
Planning  
Transportation  
Land Development  
Environmental Services  
50 Main Street, Suite 360  
White Plains, New York 10606  
914.467.6600 • FAX 914.761.3759

**WASTEWATER AND WATER DESIGN:**  
**CEDARWOOD ENGINEERING SERVICES, PLLC**  
CIVIL & ENVIRONMENTAL ENGINEERING  
8-12 Dietz St., Suite 303  
Oneonta, NY 14752-3073  
248 Main St., PO Box 203  
North Creek, NY 518.251.5160

**PROJECT SURVEYOR:**  
**Kirk K. Horton, Land Surveyor**  
NYS License No. 049954  
9 Broadway  
Amenia, New York 12501  
845.373.7809



No.	Revision	Date	By

Drawn by: JFS  
Checked by: JFS  
Date: January 8, 2015  
Project Title: Silo Ridge Resort Community  
4651 Route 22, Town of Amenia  
Dutchess County, New York  
Site Plan - Phase 1

Not Issued for Construction  
**Water System Plan 7**  
Drawing Number: **C7.07**  
Sheet of: **1**  
James F. Suozzo  
N.Y. Professional Engineer  
NY Lic. No. 57185  
Project Number: 29011.00



See Sheet C7.09

See Sheet C7.09

See Sheet C7.06

See Sheet C7.05

**OWNER:**  
Silo Ridge Ventures, LLC  
5021 Route 44  
Amenia, New York 12501  
845.373.8020

**ARCHITECTS, PLANNERS, LANDSCAPE ARCHITECTS:**  
**HART | HOWERTON**  
10 East 40th Street New York, NY 10016  
Tel: 212.683.5631 Fax: 212.481.3768  
Email: NY@hart-howerton.com

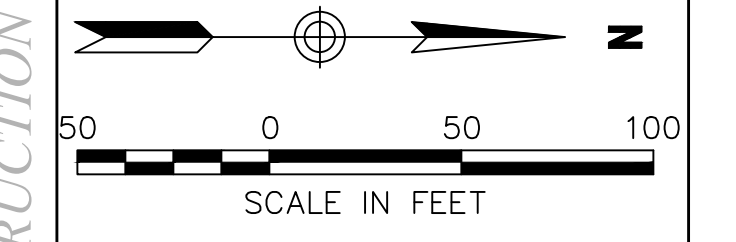
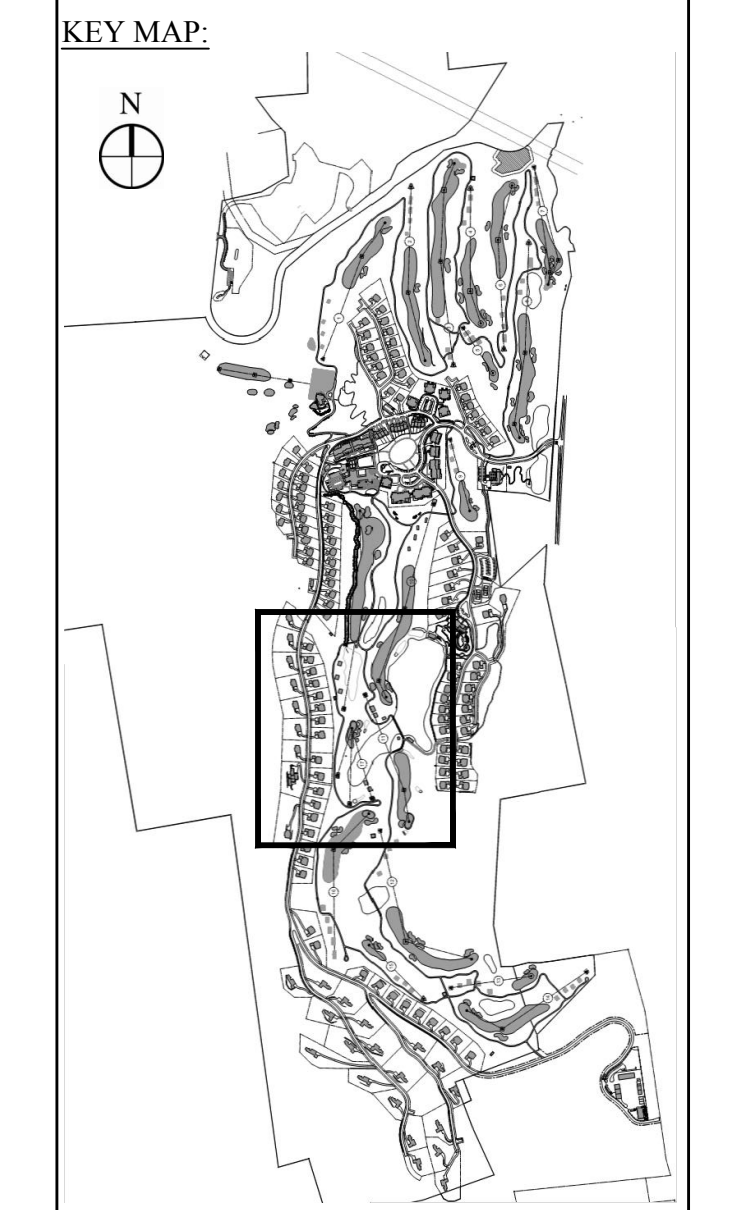
**GOLF COURSE DESIGNERS:**  
**FAZIO DESIGN**  
401 N. Main St., Ste. 400  
Hendersonville, North Carolina 28792  
828.693.0052 • FAX 828.693.0071

**ENVIRONMENTAL PLANNING & CIVIL ENGINEERING:**  
**VHB**  
**Engineering, Surveying & Landscape Architecture, PC**

Planning  
Transportation  
Land Development  
Environmental Services  
50 Main Street, Suite 360  
White Plains, New York 10606  
914.467.6600 • FAX 914.761.3759

**WASTEWATER AND WATER DESIGN:**  
**CEDARWOOD ENGINEERING SERVICES, PLLC**  
CIVIL & ENVIRONMENTAL ENGINEERING  
8-12 Dues St., Suite 303  
Oneonta, NY 10747-4320  
248 Main St., PO Box 203  
North Creek, NY 51821-5160

**PROJECT SURVEYOR:**  
**Kirk K. Horton, Land Surveyor**  
NYS License No. 049954  
9 Broadway  
Amenia, New York 12501  
845.373.7809



No.	Revision	Date	By

Designed by g.j.c. Drawn by J.P.S. Checked by J.P.S.  
Date As Shown Date January 8, 2015

**Silo Ridge Resort Community**  
4651 Route 22, Town of Amenia  
Dutchess County, New York

Site Plan - Phase 1  
Not Issued for Construction

**Water System Plan 8**

Drawing Number  
**C7.08**  
Sheet of  
**JAMES F. SUOZZO**  
N.Y. Professional Engineer  
NY Lic. No. 57185

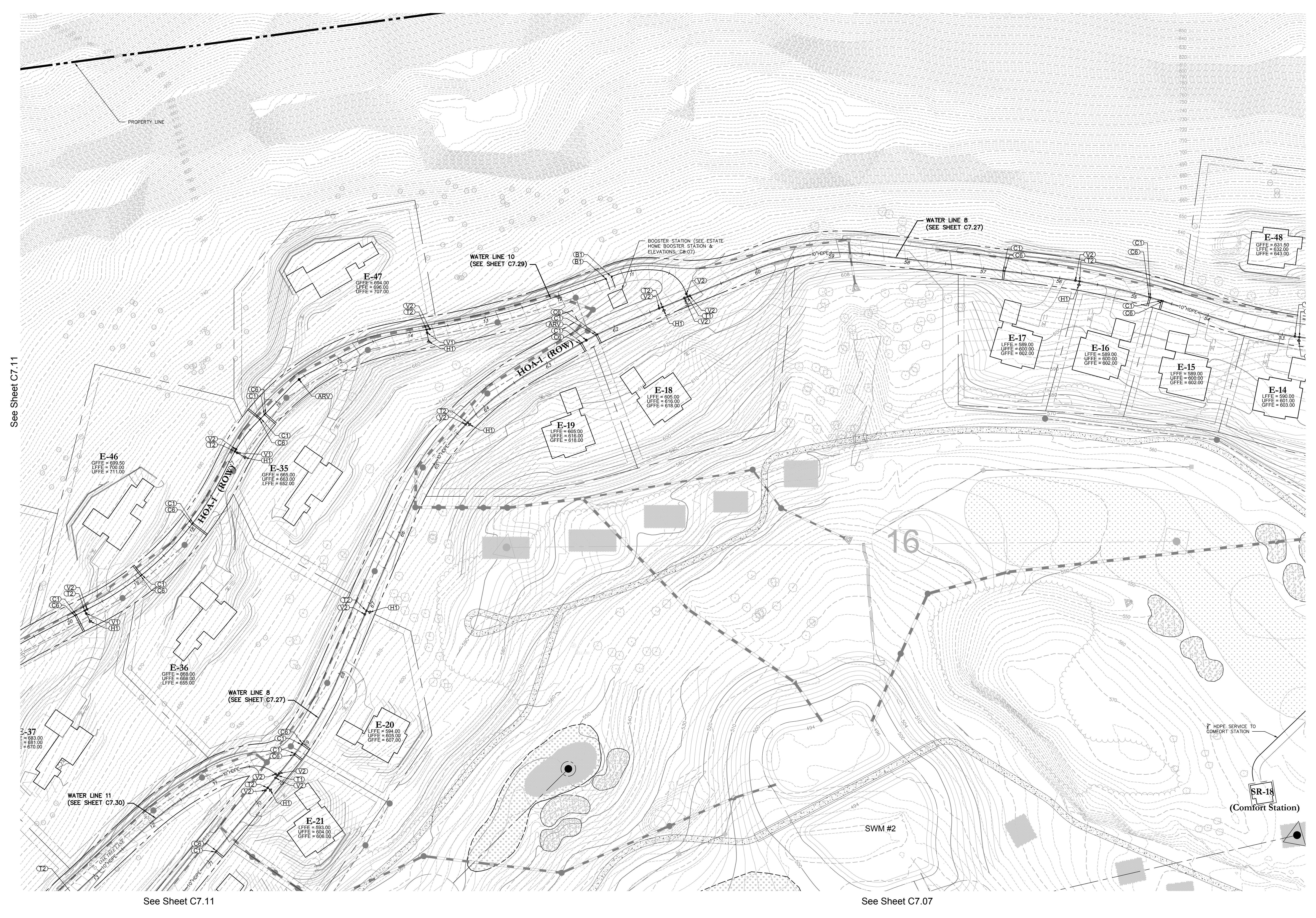
**Legend**

Name	Description
C1	CORP STOP TO 1" DR-11 HOPE DOMESTIC SERVICES
C2	CORP STOP TO 1/2" DR-11 HOPE DOMESTIC SERVICES
C3	CORP STOP TO 2" DR-11 HOPE DOMESTIC SERVICES
C4	CORP STOP TO 4" DR-11 HOPE DOMESTIC SERVICES
C5	CORP STOP TO 2" DR-11 HOPE DOMESTIC SERVICES
C6	CORP STOP TO 2" DR-11 HOPE FIRE SERVICES
T1	10" X 10" DR-11 HOPE TREES
T2, V1, H1	HYDRANT ASSEMBLY: 10" X 4" DR-11 HOPE TREE, 4" GATE VALVE, HYDRANT AT ALL LOCATIONS WHERE HYDRANT EXIST
T3	10" X 6" DR-11 HOPE TREES
V2	10" GATE VALVE
P1	10" DR-11 HOPE PLUG
ARV	AIR RELEASE VALVE
PRV	PRESSURE REDUCING VALVE
H2	FLUSHING HYDRANT
B1	10" DR-11 HOPE 90' BEND

**Notes:**  
1. REFER TO DRAWING C7.01 FOR GENERAL WATER NOTES.

PRELIMINARY PLANS, FOR PLANNING AND PERMITTING ONLY, NOT FOR CONSTRUCTION





**OWNER:**  
Silo Ridge Ventures, LLC  
5021 Route 44  
Amenia, New York 12501  
845.373.8020

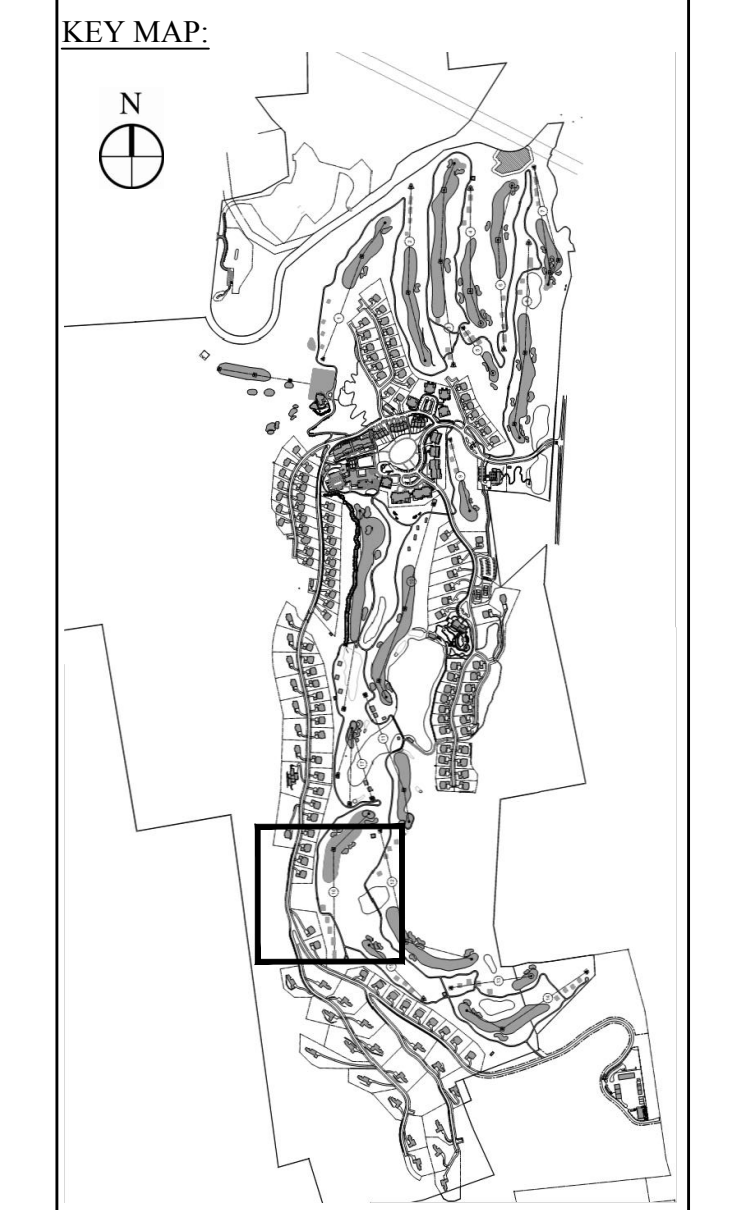
**ARCHITECTS, PLANNERS, LANDSCAPE ARCHITECTS:**  
**HART | HOWERTON**  
10 East 40th Street New York, NY 10016  
Tel: 212 683 5631 Fax: 212 481 3768  
Email: NY@hartnowerton.com

**GOLF COURSE DESIGNERS:**  
**FAZIO**  
DESIGN  
401 N. Main St., Ste. 400  
Hendersonville, North Carolina 28792  
828.693.0052 • FAX 828.693.0071

**ENVIRONMENTAL PLANNING & CIVIL ENGINEERING:**  
**VHB**  
**Engineering, Surveying & Landscape Architecture, PC**  
Planning  
Transportation  
Land Development  
Environmental Services  
50 Main Street, Suite 360  
White Plains, New York 10606  
914.467.6600 • FAX 914.761.3759

**WASTEWATER AND WATER DESIGN:**  
**CEDARWOOD ENGINEERING SERVICES, P.L.L.C.**  
CIVIL & ENVIRONMENTAL ENGINEERING  
8-12 Dineen St., Suite 303  
Oneonta, NY 14857  
248 Main St., PO Box 203  
North Creek, NY 518.251.5160

**PROJECT SURVEYOR:**  
Kirk K. Horton, Land Surveyor  
NYS License No. 049954  
9 Broadway  
Amenia, New York 12501  
845.373.7809



**SCALE IN FEET**

0	50	100
---	----	-----

No.	Revision	Date	By

**Silo Ridge Resort Community**  
4651 Route 22, Town of Amenia  
Dutchess County, New York  
Issued for  
**Site Plan - Phase 1**

Not Issued for Construction  
Drawn by

**Water System Plan 9**

**C7.09**  
Drawing Number  
Sheet of  
**JAMES F. SUOZZO**  
N.Y. Professional Engineer  
NY Lic. No. 57185

Name	Description
C1	CORP STOP TO 1" DR-11 HOPE DOMESTIC SERVICES
C2	CORP STOP TO 2" DR-11 HOPE DOMESTIC SERVICES
C3	CORP STOP TO 3" DR-11 HOPE DOMESTIC SERVICES
C4	CORP STOP TO 4" DR-11 HOPE DOMESTIC SERVICES
C5	CORP STOP TO 6" DR-11 HOPE DOMESTIC SERVICES
C6	CORP STOP TO 8" DR-11 HOPE DOMESTIC SERVICES
T1	10" X 10" DR-11 HOPE TEES
T2	HYDRANT ASSEMBLY, 10" X 8" DR-11 HOPE TEES, 8" GATE VALVE, HYDRANT AT ALL LOCATIONS WHERE HYDRANT EAST
T3	10" X 8" DR-11 HOPE TEES
V2	10" GATE VALVE
PI	10" DR-11 HOPE PLUG
ARV	AIR RELEASE VALVE
PRV	PRESSURE REDUCING VALVE
H2	FLUSHING HYDRANT
B1	10" DR-11 HOPE 90° BEND

**Notes:**  
1. REFER TO DRAWING C7.01 FOR GENERAL WATER NOTES.

PRELIMINARY PLANS, FOR PLANNING AND PERMITTING ONLY, NOT FOR CONSTRUCTION



**OWNER:**  
Silo Ridge Ventures, LLC  
5021 Route 44  
Amenia, New York 12501  
845.373.8020

**ARCHITECTS, PLANNERS, LANDSCAPE ARCHITECTS:**  
HART | HOWERTON  
10 East 40th Street New York, NY 10016  
Tel: 212.683.5611 Fax: 212.481.3768  
E-mail: NY@hart-howerton.com

**GOLF COURSE DESIGNERS:**  
**FAZIO DESIGN**  
401 N. Main St., Ste. 400  
Hendersonville, North Carolina 28792  
828.693.0052 • FAX 828.693.0071

**ENVIRONMENTAL PLANNING & CIVIL ENGINEERING:**  
**VHB**  
**Engineering, Surveying & Landscape Architecture, PC**  
Planning  
Transportation  
Land Development  
Environmental Services  
50 Main Street, Suite 360  
White Plains, New York 10606  
914.467.6600 • FAX 914.761.3759

**WASTEWATER AND WATER DESIGN:**  
**CEDARWOOD ENGINEERING SERVICES, PLLC**  
CIVIL & ENVIRONMENTAL ENGINEERING  
8-12 Dinetz St., Suite 303  
Oswego, NY 14027-8073  
248 Main St., PO Box 203  
North Creek, NY 518.251.5160

**PROJECT SURVEYOR:**  
Kirk K. Horton, Land Surveyor  
NYS License No. 049954  
9 Broadway  
Amenia, New York 12501  
845.373.7809

**KEY MAP:**  
N  
SCALE IN FEET  
0 50 100

Rev.	Description	Date	By
1	As Shown	January 8, 2015	

**Site Plan - Phase 1**

Not Issued for Construction

**Water System Plan 10**

Drawing Number: **C7.10**

Sheet: 1 of 1

**JAMES F. SUOZZO**  
N.Y. Professional Engineer  
NY Lic. No. 57185

2011-00-PL-UT-W-DWG

**Legend**

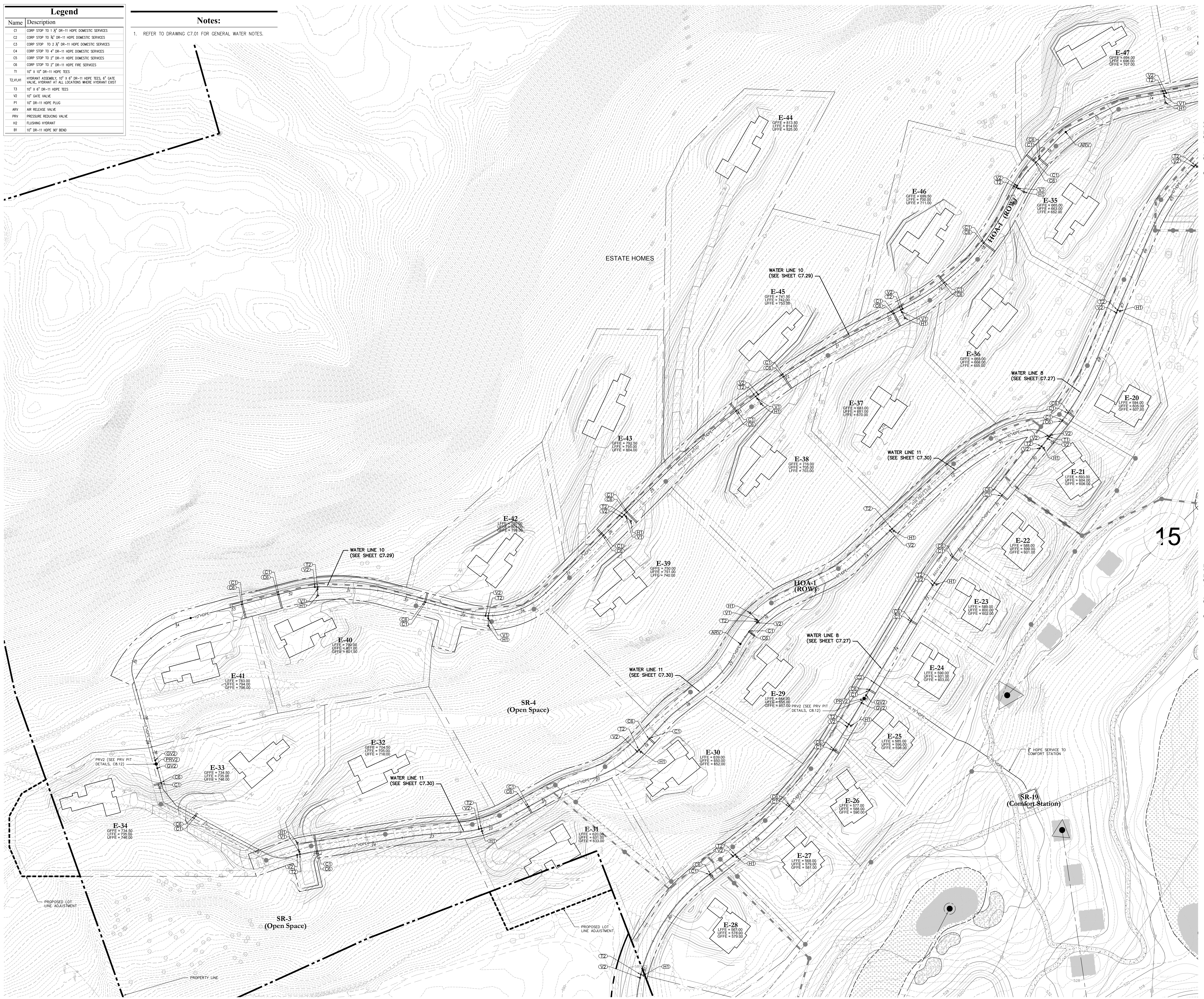
Name	Description
C1	COMP STOP TO 1 1/2" DR-11 HOPE DOMESTIC SERVICES
C2	COMP STOP TO 1/2" DR-11 HOPE DOMESTIC SERVICES
C3	COMP STOP TO 2 1/2" DR-11 HOPE DOMESTIC SERVICES
C4	COMP STOP TO 4" DR-11 HOPE DOMESTIC SERVICES
C5	COMP STOP TO 2" DR-11 HOPE DOMESTIC SERVICES
C6	COMP STOP TO 2" DR-11 HOPE FIRE SERVICES
T1	10" X 10" DR-11 HOPE TEES
T2, V1, H1	HYDRANT ASSEMBLY: 10" X 6" DR-11 HOPE TEES, 6" GATE VALVE, HYDRANT AT ALL LOCATIONS WHERE HYDRANT TEST
V2	10" GATE VALVE
P1	10" DR-11 HOPE PLUG
ARV	AIR RELEASE VALVE
PRV	PRESSURE REDUCING VALVE
H2	FLUSHING HYDRANT
B1	10" DR-11 HOPE 90° BEND

**Notes:**  
1. REFER TO DRAWING C7.01 FOR GENERAL WATER NOTES.

PRELIMINARY PLANS, FOR PLANNING AND PERMITTING ONLY, NOT FOR CONSTRUCTION

Legend	
C1	CORP STOP TO 1" DR-11 HOPE DOMESTIC SERVICES
C2	CORP STOP TO 1/2" DR-11 HOPE DOMESTIC SERVICES
C3	CORP STOP TO 2" DR-11 HOPE DOMESTIC SERVICES
C4	CORP STOP TO 4" DR-11 HOPE DOMESTIC SERVICES
C5	CORP STOP TO 2" DR-11 HOPE DOMESTIC SERVICES
C6	CORP STOP TO 2" DR-11 HOPE FIRE SERVICES
T1	10" X 10" DR-11 HOPE TEES
T2, V1, H1	HYDRANT ASSEMBLY, 10" X 6" DR-11 HOPE TEES, 6" GATE VALVE, HYDRANT AT ALL LOCATIONS WHERE HYDRANT EXIST
T3	10" X 6" DR-11 HOPE TEES
V2	10" GATE VALVE
P1	10" DR-11 HOPE PLUG
ARV	AIR RELEASE VALVE
PRV	PRESSURE REDUCING VALVE
H2	FLUSHING HYDRANT
B1	10" DR-11 HOPE 90° BEND

**Notes:**  
1. REFER TO DRAWING C7.01 FOR GENERAL WATER NOTES.



**OWNER:**  
Silo Ridge Ventures, LLC  
5021 Route 44  
Amenia, New York 12501  
845.373.8020

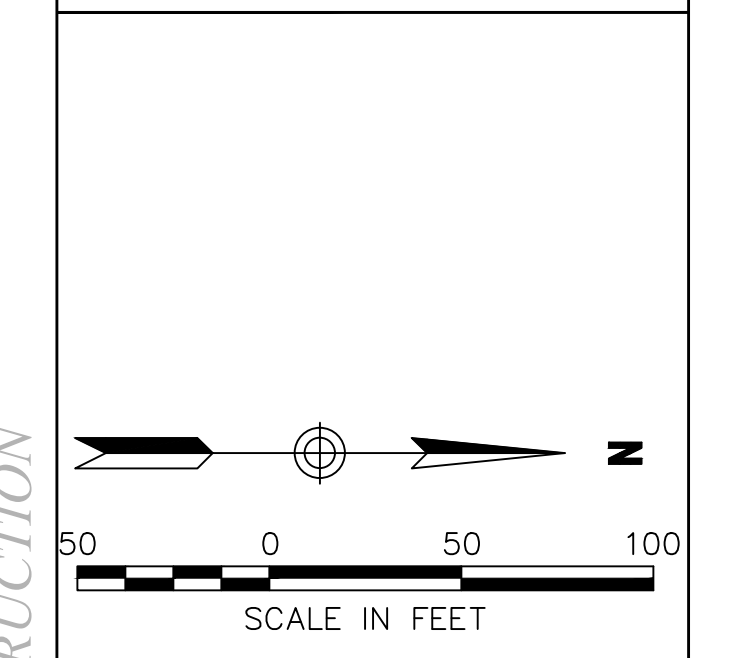
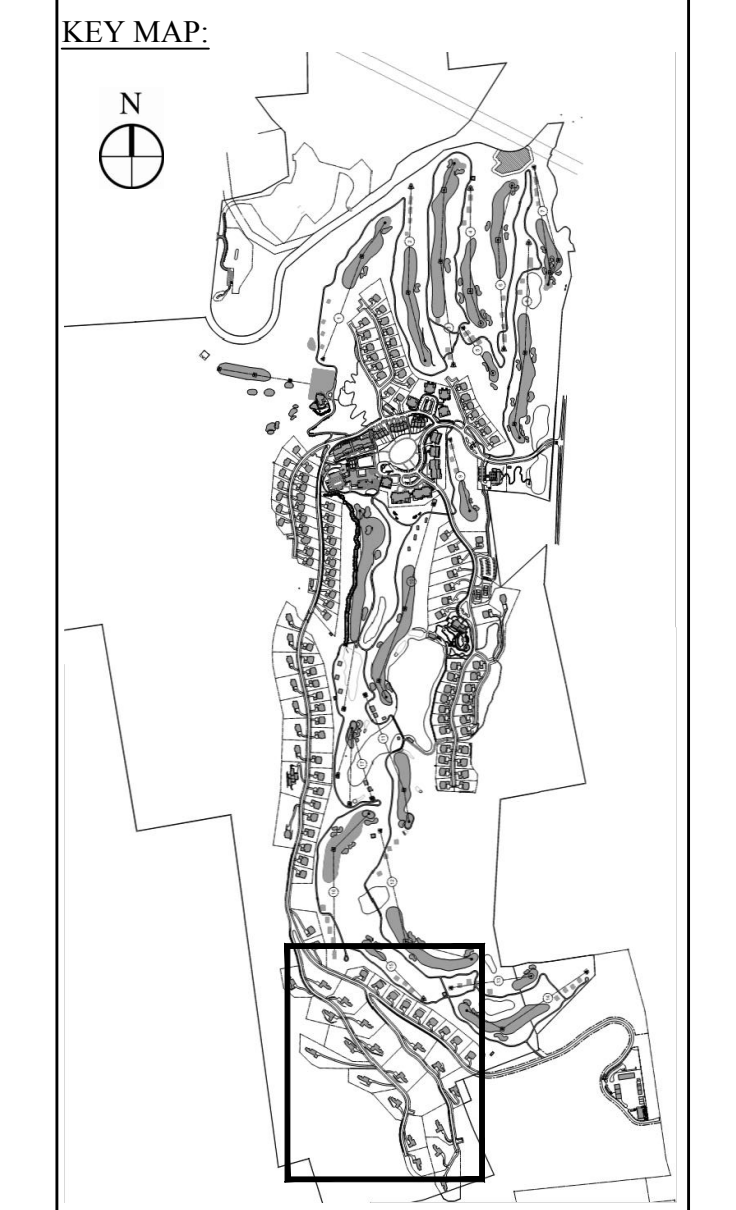
**ARCHITECTS, PLANNERS, LANDSCAPE ARCHITECTS:**  
HART | HOWERTON  
10 East 40th Street, New York, NY 10016  
Tel: 212.683.5631 Fax: 212.481.3768  
E-mail: NY@hart-howerton.com

**GOLF COURSE DESIGNERS:**  
**FAZIO DESIGN**  
401 N. Main St., Ste. 400  
Hendersonville, North Carolina 28792  
828.693.0052 • FAX 828.693.0071

**ENVIRONMENTAL PLANNING & CIVIL ENGINEERING:**  
**VHB**  
**Engineering, Surveying & Landscape Architecture, PC**  
Planning  
Transportation  
Land Development  
Environmental Services  
50 Main Street, Suite 360  
White Plains, New York 10606  
914.467.6600 • FAX 914.761.3759

**WASTEWATER AND WATER DESIGN:**  
**CEDARWOOD ENGINEERING SERVICES, PLLC**  
CIVIL & ENVIRONMENTAL ENGINEERING  
8-12 Dues St., Suite 303  
Oswego, NY 14127-8073  
248 Main St., PO Box 203  
North Creek, NY 51823-5160

**PROJECT SURVEYOR:**  
Kirk K. Horton, Land Surveyor  
NYS License No. 049954  
9 Broadway  
Amenia, New York 12501  
845.373.7809



No.	Revision	Date	Prep'd

Designed by g.j.c. Drawn by J.Y.C. Checked by J.P.S.  
CAD checked by \_\_\_\_\_ Approved by \_\_\_\_\_  
Date As Shown Date January 8, 2015  
Project Title

**Silo Ridge Resort Community**  
4651 Route 22, Town of Amenia  
Dutchess County, New York

Site Plan - Phase 1

Not Issued for Construction

**Water System Plan 11**

Drawing Number  
**C7.11**  
Sheet of  
JAMES F. SUOZZO  
N.Y. Professional Engineer  
NY Lic. No. 57185

See Sheet C7.09

See Sheet C7.07

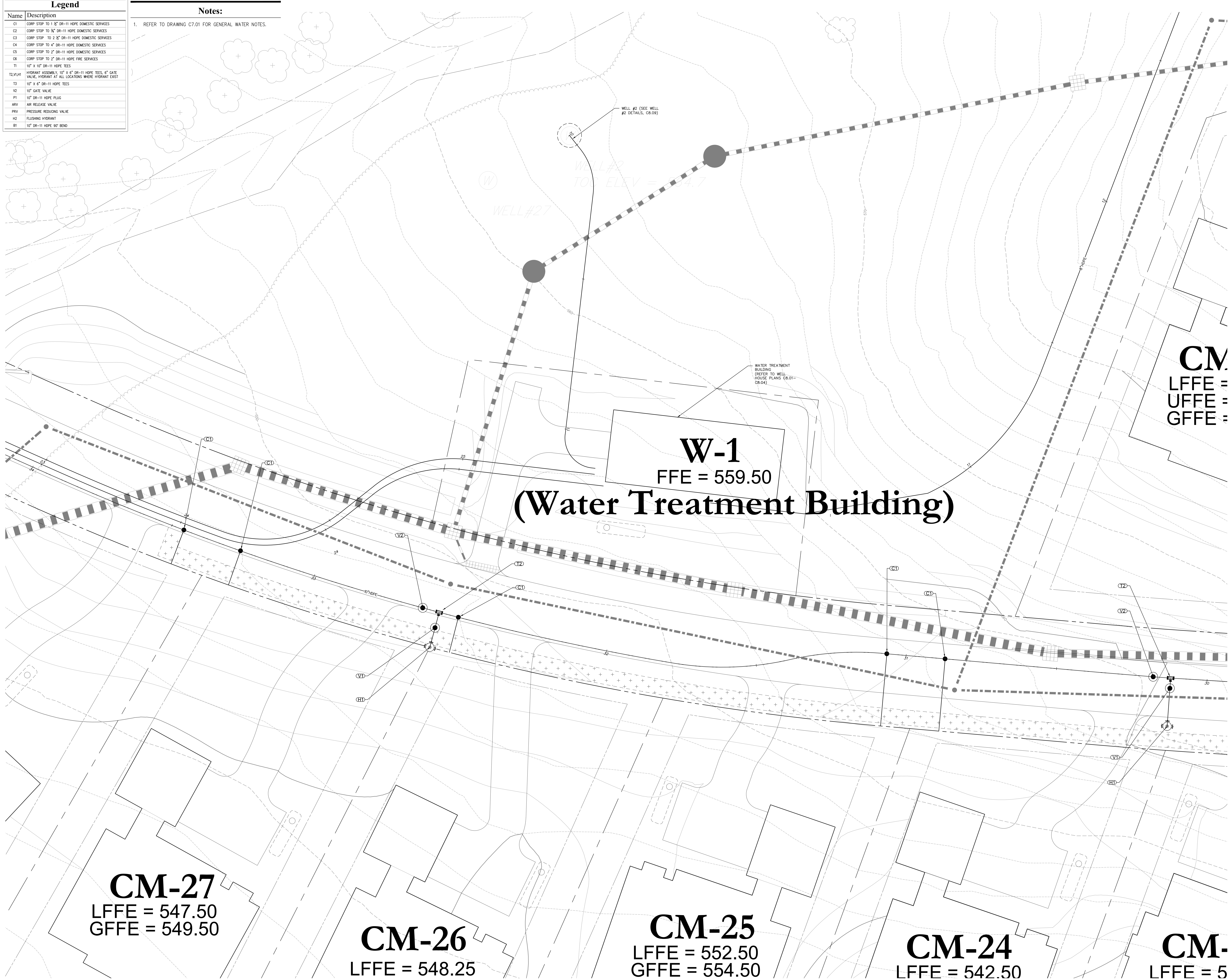
PRELIMINARY PLANS. FOR PLANNING AND PERMITTING ONLY. NOT FOR CONSTRUCTION

See Sheet C7.10

See Sheet C7.10

Legend	
Name	Description
C1	CORP STOP TO 1" DR-11 HDPE DOMESTIC SERVICES
C2	CORP STOP TO 1/2" DR-11 HDPE DOMESTIC SERVICES
C3	CORP STOP TO 3/4" DR-11 HDPE DOMESTIC SERVICES
C4	CORP STOP TO 1" DR-11 HDPE DOMESTIC SERVICES
C5	CORP STOP TO 2" DR-11 HDPE DOMESTIC SERVICES
C6	CORP STOP TO 2" DR-11 HDPE FIRE SERVICES
T1	10" X 10" DR-11 HDPE TEES
T2	HYDRANT ASSEMBLY, 10" X 4" DR-11 HDPE TEES, 4" GATE VALVE, HYDRANT AT ALL LOCATIONS WHERE HYDRANT EXISTS
T3	10" X 6" DR-11 HDPE TEES
V2	10" GATE VALVE
P1	10" DR-11 HDPE PLUG
ARV	AIR RELEASE VALVE
PRV	PRESSURE REDUCING VALVE
H2	FLUSHING HYDRANT
B1	10" DR-11 HDPE 90° BEND

**Notes:**  
 1. REFER TO DRAWING C7.01 FOR GENERAL WATER NOTES.



**OWNER:**  
 Silo Ridge Ventures, LLC  
 5021 Route 44  
 Amenia, New York 12501  
 845.373.8020

**ARCHITECTS, PLANNERS, LANDSCAPE ARCHITECTS:**  
 HART | HOWERTON  
 10 East 40th Street New York, NY 10016  
 Tel: 212.683.5631 Fax: 212.481.3768  
 Email: NY@hartnowerton.com

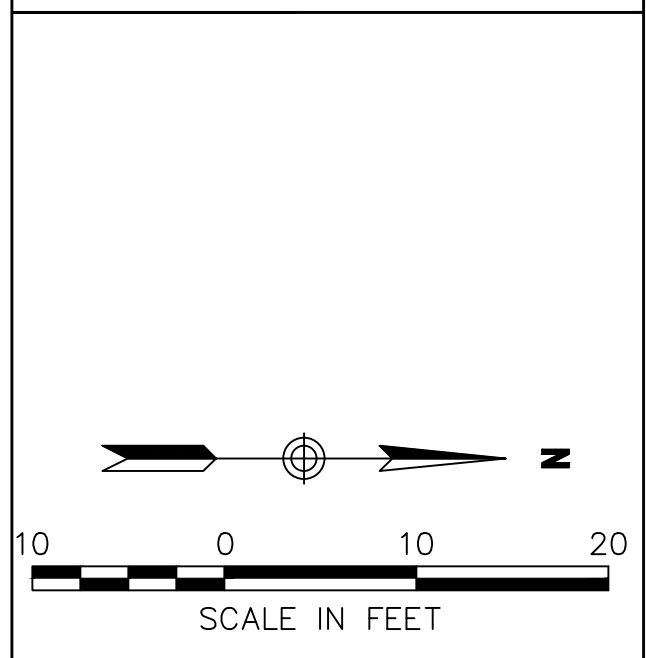
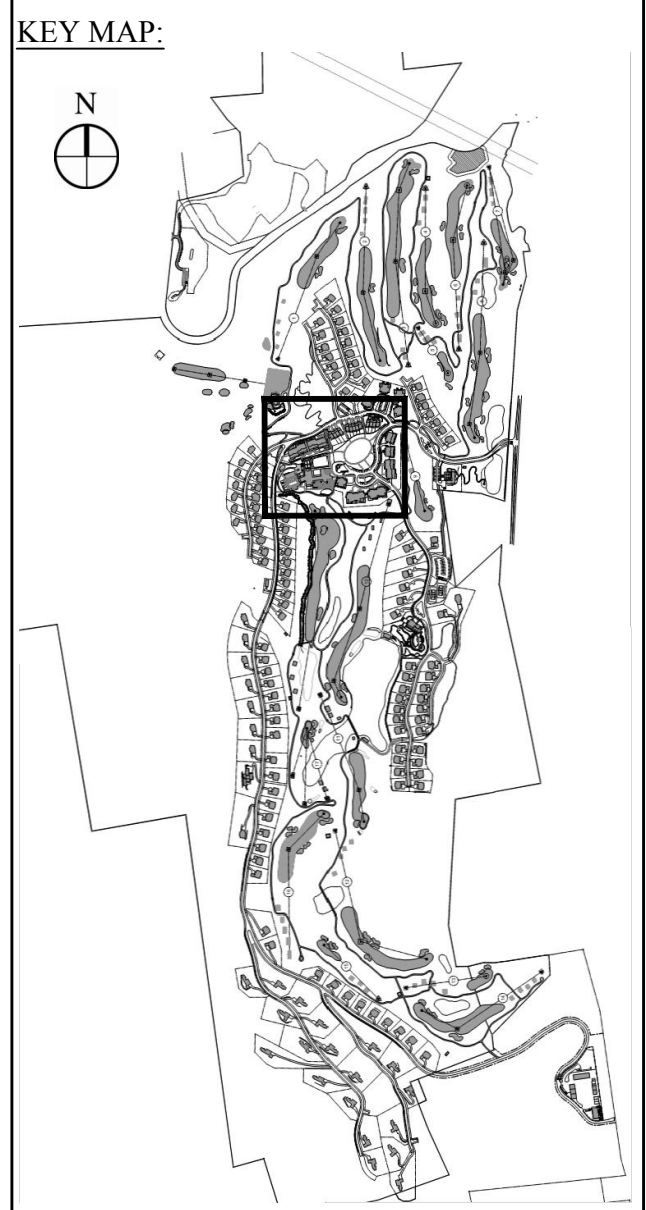
**GOLF COURSE DESIGNERS:**  
**FAZIO DESIGN**  
 401 N. Main St., Ste. 400  
 Hendersonville, North Carolina 28792  
 828.693.0052 • FAX 828.693.0071

**ENVIRONMENTAL PLANNING & CIVIL ENGINEERING:**

**VHB**  
**Engineering, Surveying & Landscape Architecture, PC**  
 Planning  
 Transportation  
 Land Development  
 Environmental Services  
 50 Main Street, Suite 360  
 White Plains, New York 10606  
 914.467.6600 • FAX 914.761.3759

**WASTEWATER AND WATER DESIGN:**  
**CEDARWOOD ENGINEERING SERVICES, PLLC**  
 CIVIL & ENVIRONMENTAL ENGINEERING  
 8-12 Dinetz St., Suite 303  
 Oneonta, NY 487.432.8073  
 248 Main St., PO Box 203  
 North Creek, NY 518.251.5160

**PROJECT SURVEYOR:**  
 Kirk K. Horton, Land Surveyor  
 NYS License No. 049954  
 9 Broadway  
 Amenia, New York 12501  
 845.373.7809



No.	Revision	Date	Appr'd

Designed by: gjo    Drawn by: jyo    Checked by: jso  
 CAD checked by:    Approved by:    Date: As Shown    Date: January 8, 2015

**Silo Ridge Resort Community**  
 4651 Route 22, Town of Amenia  
 Dutchess County, New York

Issued for: **Site Plan - Phase 1**

Not Issued for Construction

**Water System Plan 12**

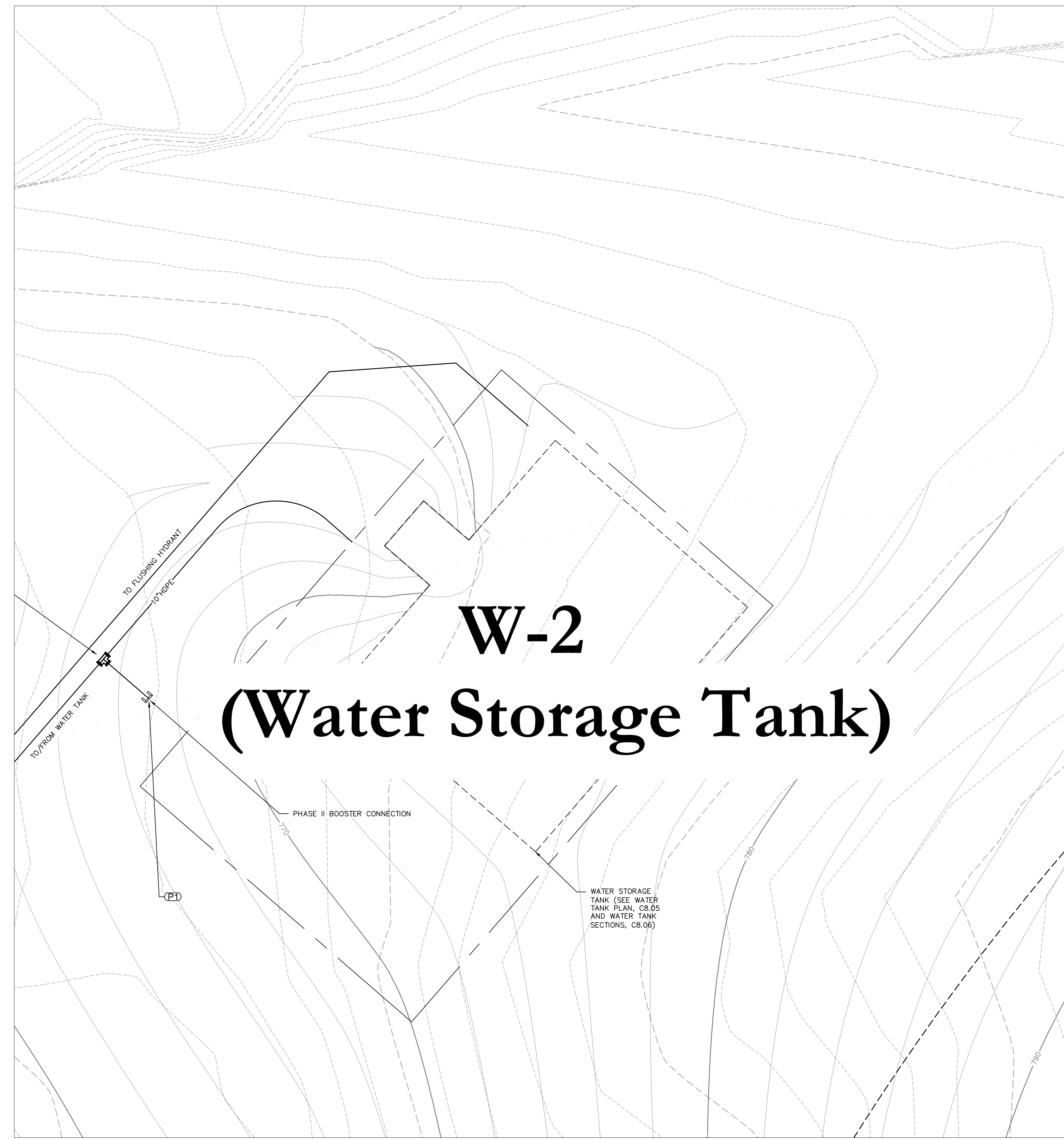
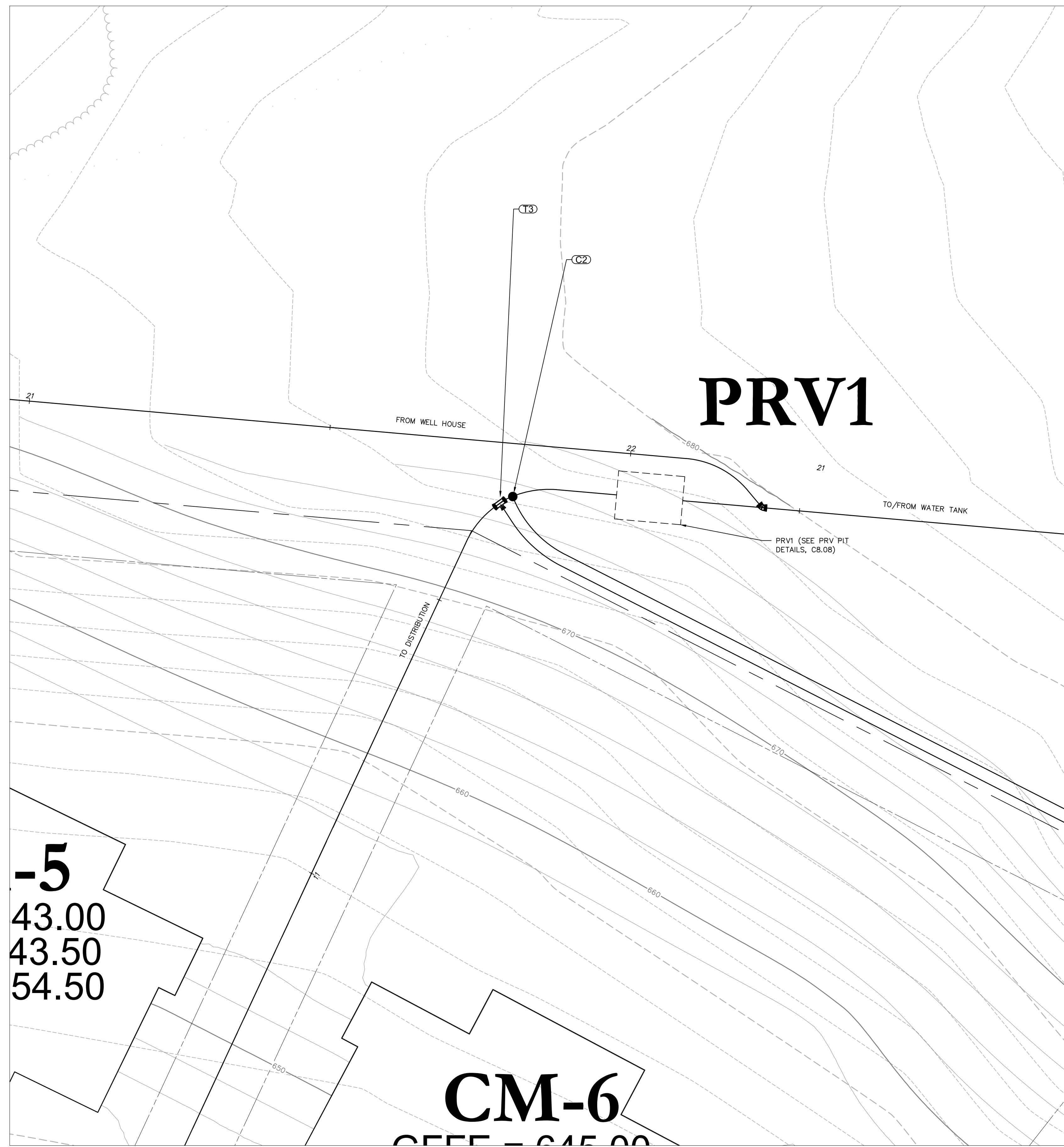
Drawing Number: **C7.12**

Sheet of:    of:   

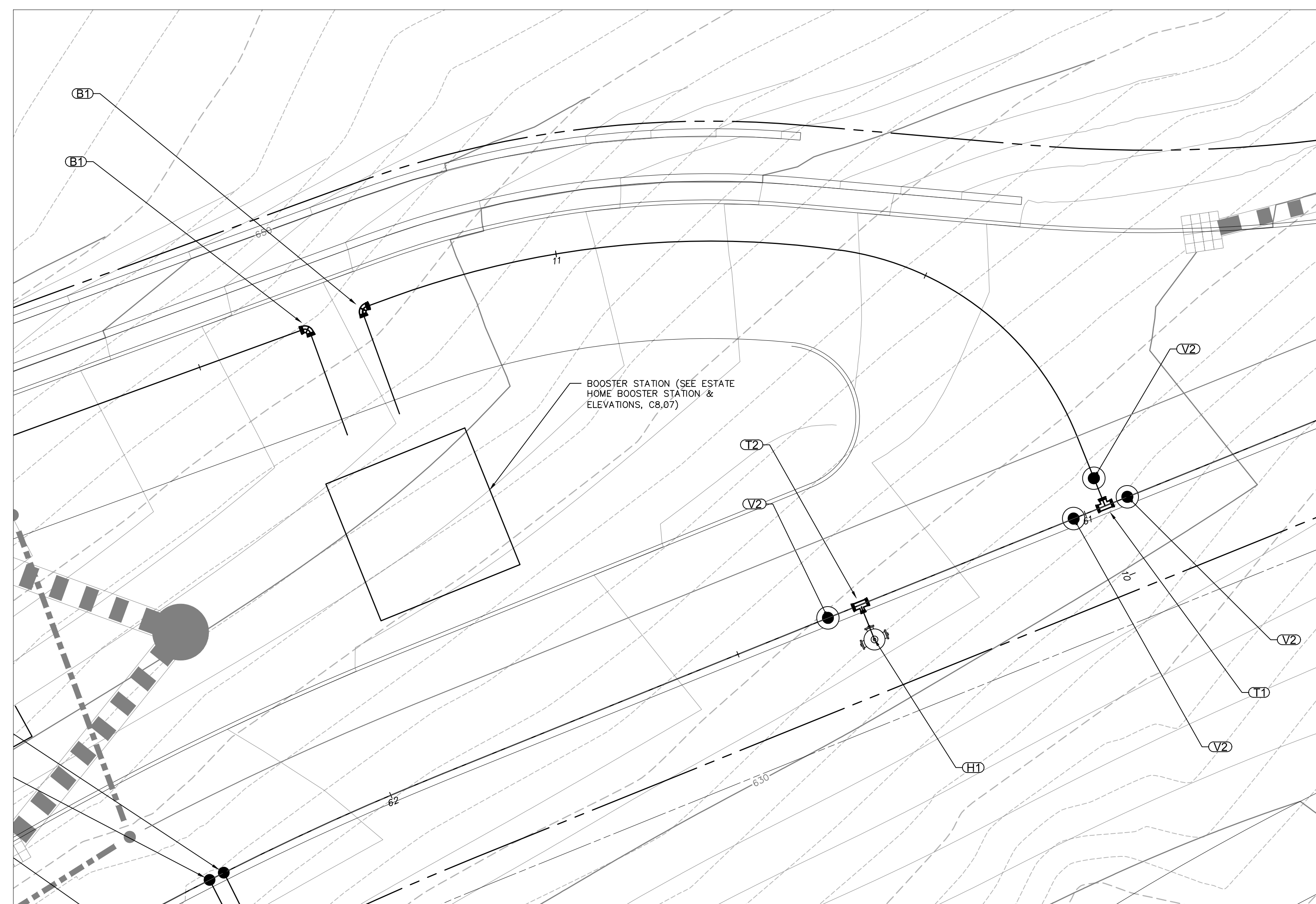
**JAMES F. SUOZZO**  
 N.Y. Professional Engineer  
 NY Lic. No. 57185

PRELIMINARY PLANS, FOR PLANNING AND PERMITTING ONLY, NOT FOR CONSTRUCTION

**WATER TREATMENT BUILDING**



**WATER STORAGE TANK**



**BOOSTER STATION**

**Notes:**  
 1. REFER TO DRAWING C7.01 FOR GENERAL WATER NOTES.

Legend	
Name	Description
C1	CORP STOP TO 1 1/2" DR-11 HOPE DOMESTIC SERVICES
C2	CORP STOP TO 3/4" DR-11 HOPE DOMESTIC SERVICES
C3	CORP STOP TO 2 1/2" DR-11 HOPE DOMESTIC SERVICES
C4	CORP STOP TO 4" DR-11 HOPE DOMESTIC SERVICES
C5	CORP STOP TO 2" DR-11 HOPE DOMESTIC SERVICES
C6	CORP STOP TO 2" DR-11 HOPE FIRE SERVICES
T1	10" x 10" DR-11 HOPE TEES
T2, V1, H1	HYDRANT ASSEMBLY: 10" x 4" DR-11 HOPE TEES, 4" GATE VALVE, HYDRANT AT ALL LOCATIONS WHERE HYDRANT EXIST
T3	10" x 6" DR-11 HOPE TEES
V2	10" GATE VALVE
P1	10" DR-11 HOPE PLUG
ARV	AIR RELEASE VALVE
PRV	PRESSURE REDUCING VALVE
H2	FLUSHING HYDRANT
B1	10" DR-11 HOPE 90' BEND

**OWNER:**  
 Silo Ridge Ventures, LLC  
 5021 Route 44  
 Amenia, New York 12501  
 845.373.8020

**ARCHITECTS, PLANNERS, LANDSCAPE ARCHITECTS:**  
**HART | HOWERTON**  
 10 East 40th Street New York, NY 10016  
 Tel: 212.683.5631 Fax: 212.481.3768  
 Email: NY@hhowerton.com

**GOLF COURSE DESIGNERS:**  
**FAZIO DESIGN**  
 401 N. Main St., Ste. 400  
 Hendersonville, North Carolina 28792  
 828.693.0052 • FAX 828.693.0071

**ENVIRONMENTAL PLANNING & CIVIL ENGINEERING:**  
**VHB**  
**Engineering, Surveying & Landscape Architecture, PC**  
 Planning  
 Transportation  
 Land Development  
 Environmental Services  
 50 Main Street, Suite 360  
 White Plains, New York 10606  
 914.467.6600 • FAX 914.761.3759

**WASTEWATER AND WATER DESIGN:**  
**CEDARWOOD ENGINEERING SERVICES, PLLC**  
 CIVIL & ENVIRONMENTAL ENGINEERING  
 8-12 Dietz St., Suite 303  
 Oneonta, NY 487.432.8073  
 248 Main St., PO Box 203  
 North Creek, NY 518.251.5160

**PROJECT SURVEYOR:**  
**Kirk K. Horton, Land Surveyor**  
 NYS License No. 049954  
 9 Broadway  
 Amenia, New York 12501  
 845.373.7809

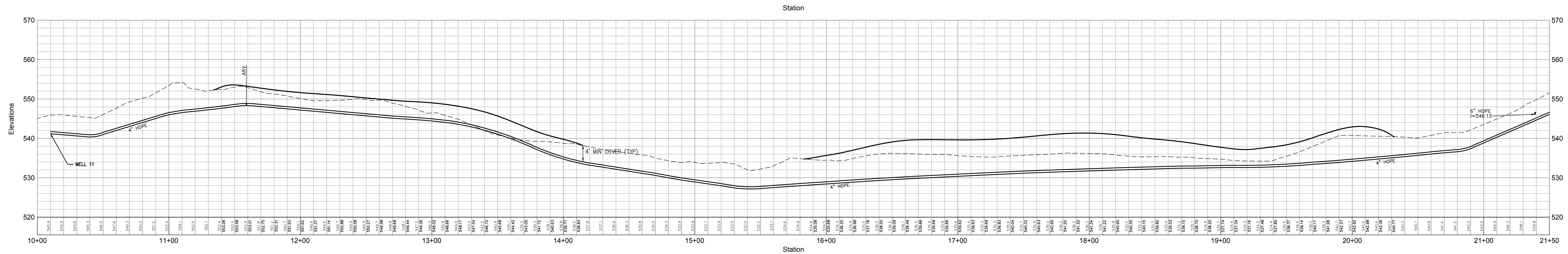
**KEY MAP:**

**SCALE IN FEET:**  
 0 10 20

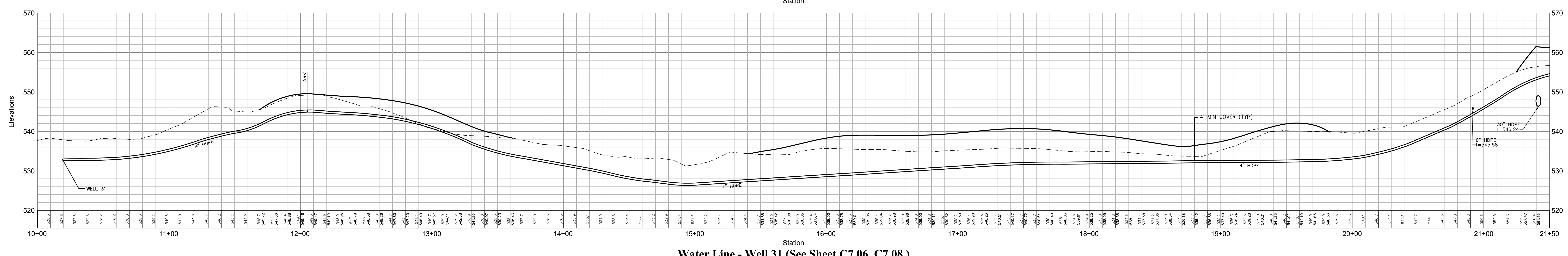
No.	Revision	Date	App'd

Designed by: gjo    Drawn by: jyo    Checked by: jss  
 CAD checked by: ---    Approved by: ---  
 Date: As Shown    Date: January 8, 2015  
 Project Title: **Silo Ridge Resort Community**  
 4651 Route 22, Town of Amenia  
 Dutchess County, New York  
 Issued for: **Site Plan - Phase 1**  
 Not Issued for Construction  
**Water System Plan 13**  
 Drawing Number: **C7.13**  
 Sheet: \_\_\_ of \_\_\_  
 Designer: **JAMES F. SUOZZO**  
 N.Y. Professional Engineer  
 NY Lic. No. 57185    Project Number: 29011.00

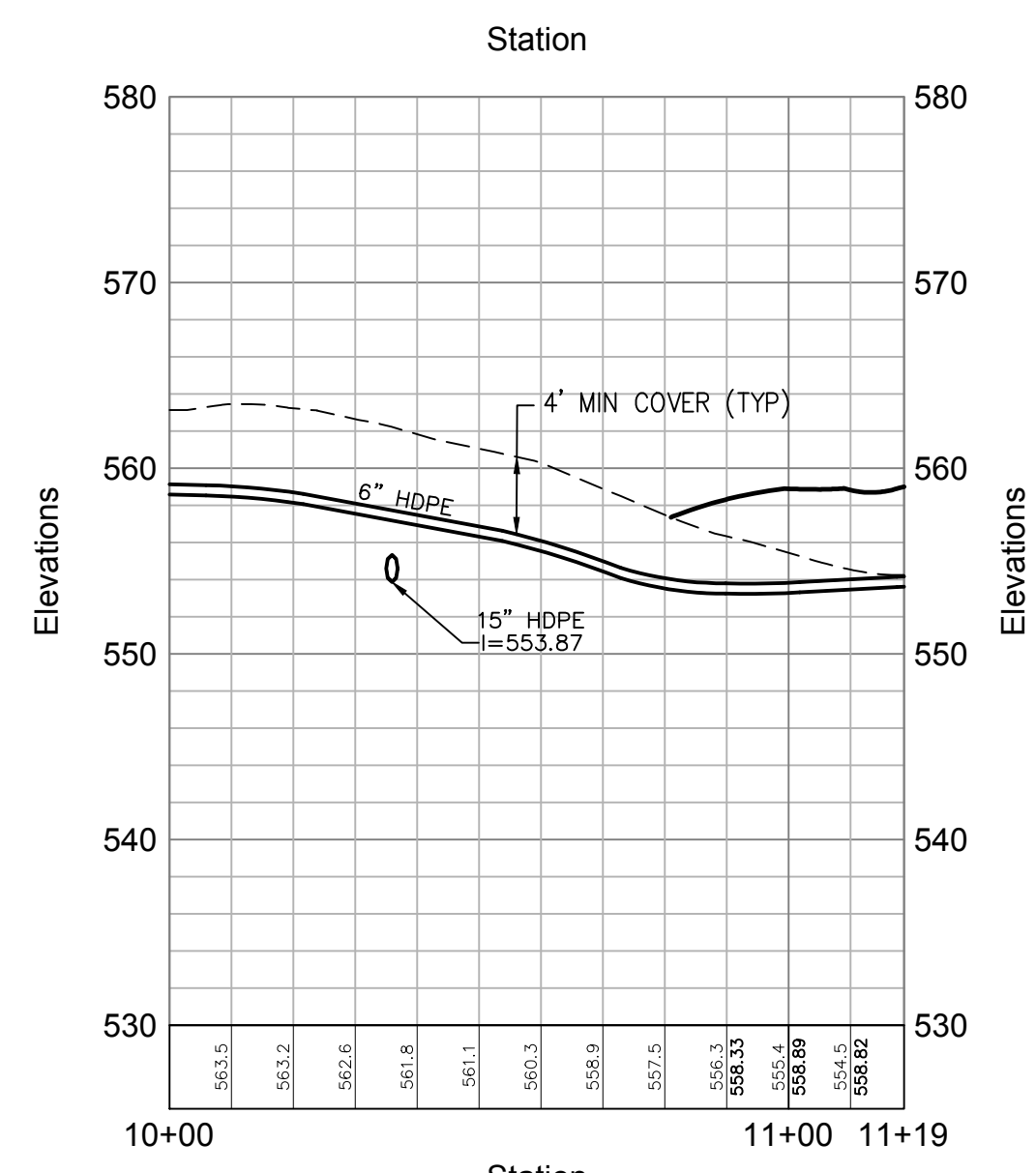
PRELIMINARY PLANS, FOR PLANNING AND PERMITTING ONLY, NOT FOR CONSTRUCTION



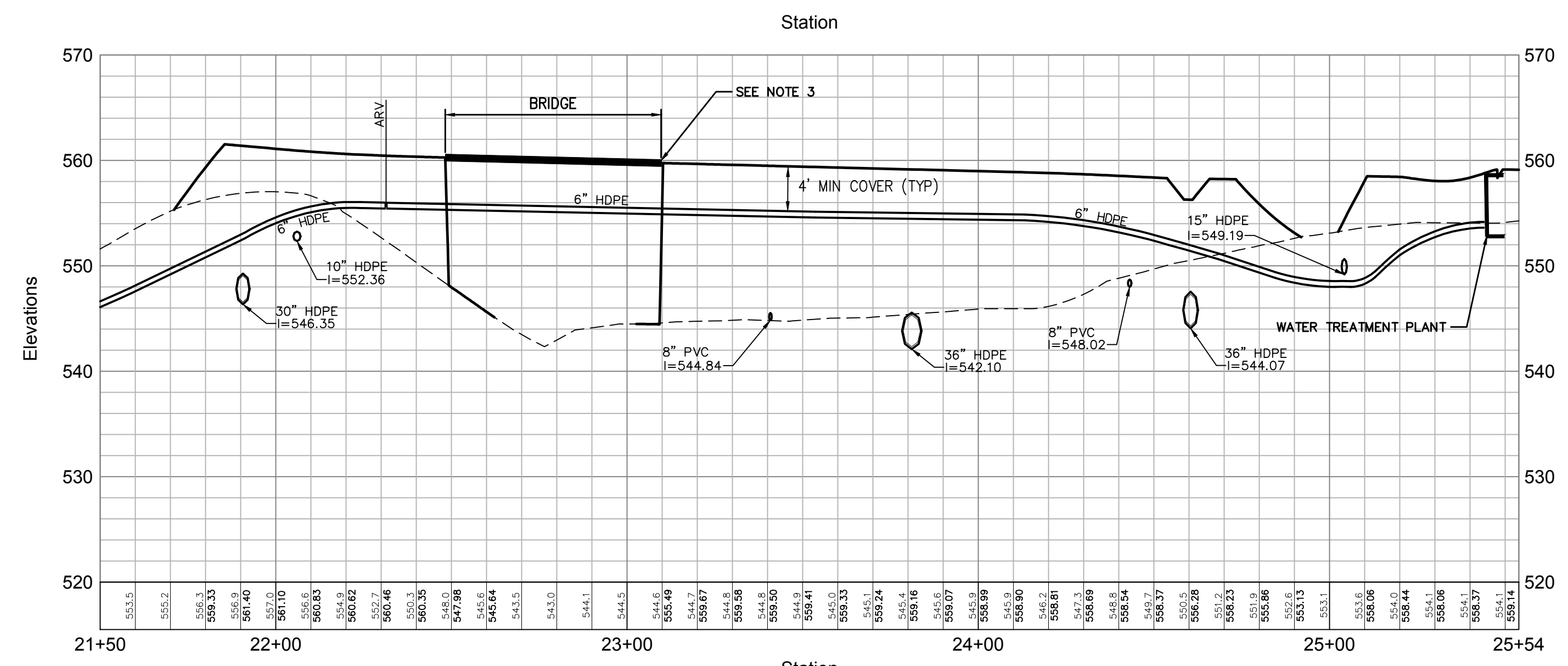
**Water Line - Well 11 (See Sheet C7.06\_C7.08)**



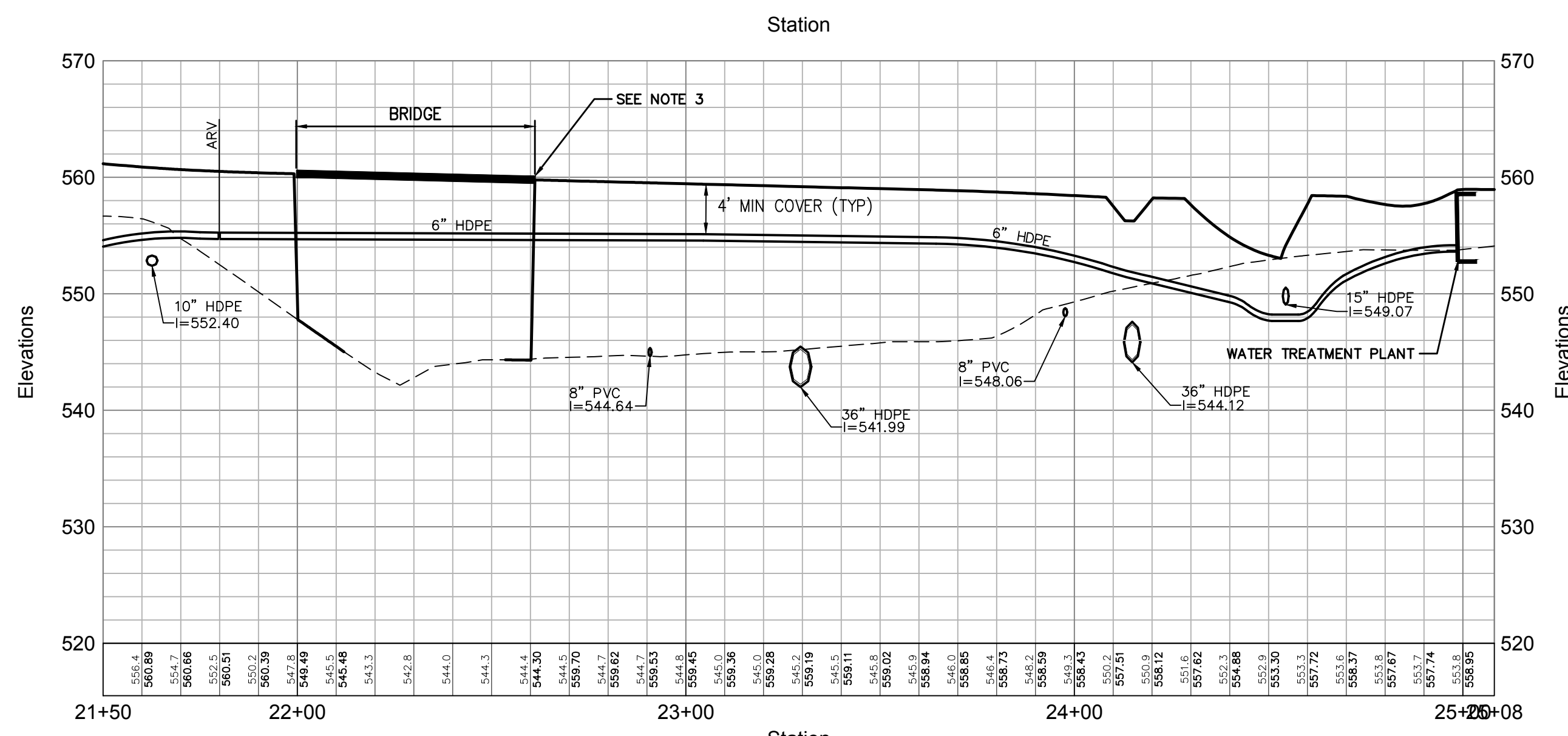
**Water Line - Well 31 (See Sheet C7.06\_C7.08)**



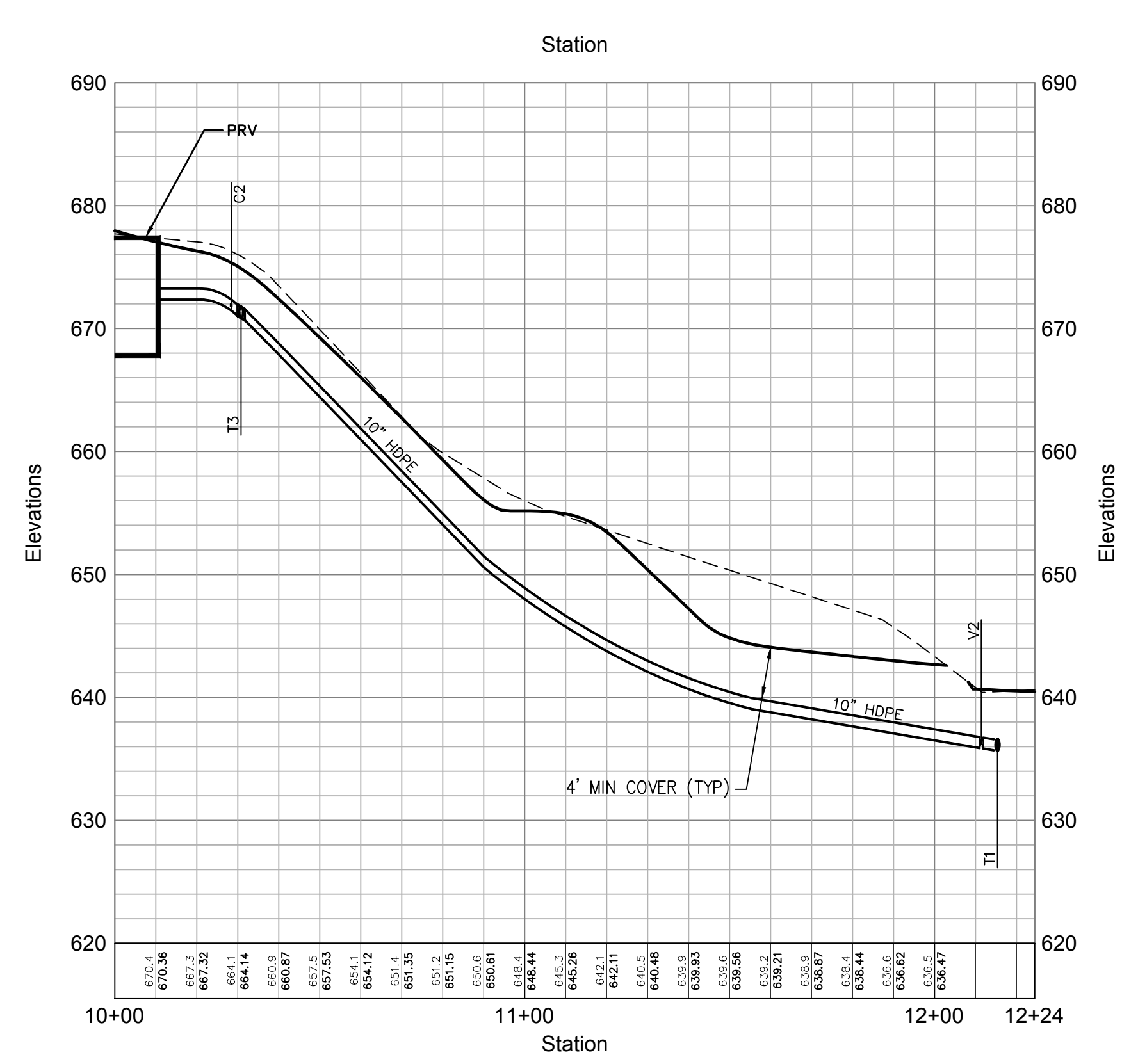
**Water Line - Well 2 (See Sheet C7.06)**



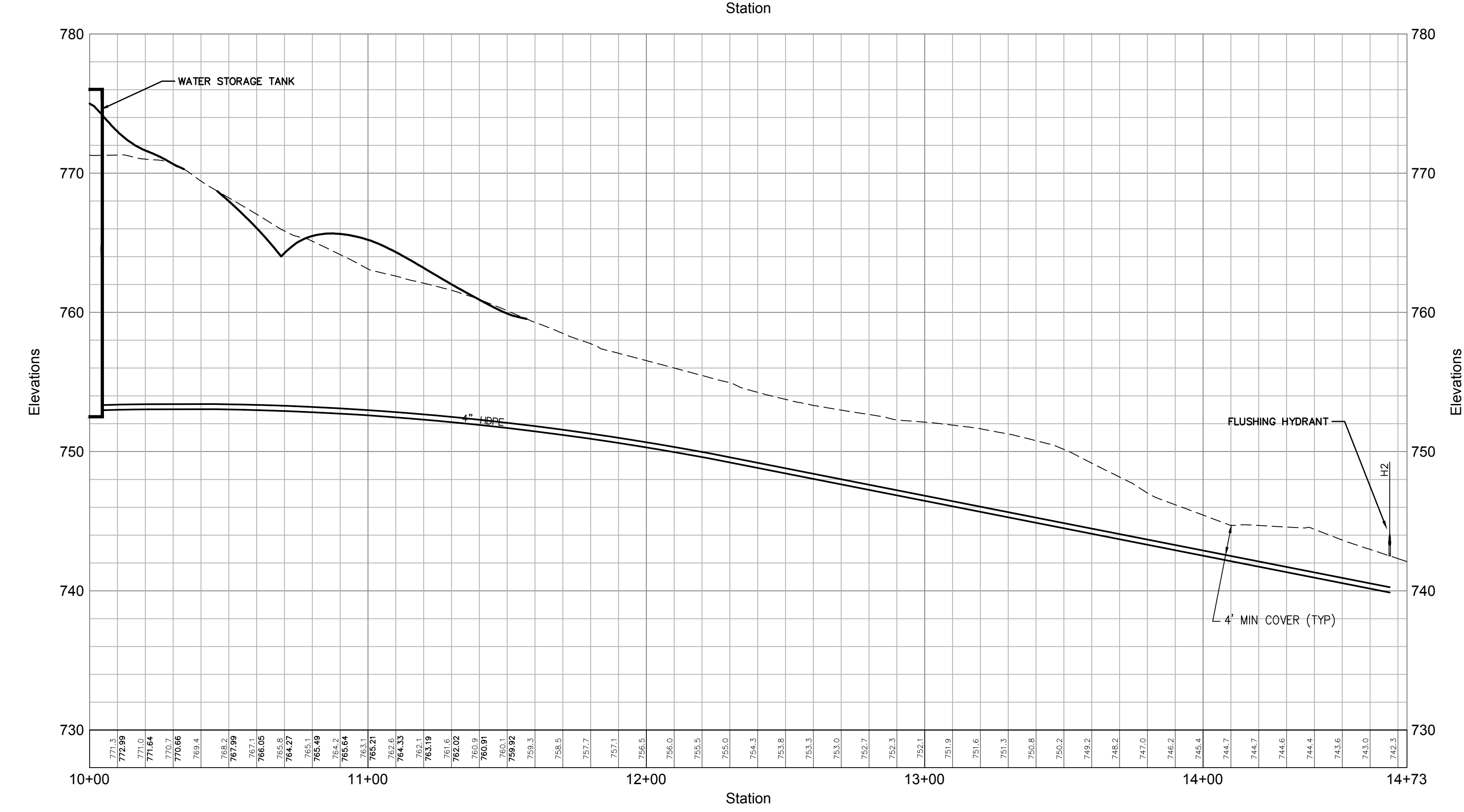
**Water Line - Well 11 (See Sheet C7.06\_C7.08)**



**Water Line - Well 31 (See Sheet C7.06\_C7.08)**



**Water Line - PRV to Main (See Sheet C7.06)**



**Water Line - Water Tank to Flushing Hydrant**

Legend	
Name	Description
C1	CORP STOP TO 1 1/2\" DR-11 HDPE DOMESTIC SERVICES
C2	CORP STOP TO 1/2\" DR-11 HDPE DOMESTIC SERVICES
C3	CORP STOP TO 3 1/2\" DR-11 HDPE DOMESTIC SERVICES
C4	CORP STOP TO 4\" DR-11 HDPE DOMESTIC SERVICES
C5	CORP STOP TO 2\" DR-11 HDPE DOMESTIC SERVICES
C6	CORP STOP TO 2\" DR-11 HDPE FIRE SERVICES
T1	10\" x 10\" DR-11 HDPE TEES
T2/V1/H	HYDRANT ASSEMBLY, 10\" x 6\" DR-11 HDPE TEES, 6\" GATE VALVE, HYDRANT AT ALL LOCATIONS WHERE HYDRANT EXIST
T3	10\" x 6\" DR-11 HDPE TEES
V2	10\" GATE VALVE
P1	10\" DR-11 HDPE PLUG
ARV	AIR RELEASE VALVE
PRV	PRESSURE REDUCING VALVE
H2	FLUSHING HYDRANT
B1	10\" DR-11 HDPE 90° BEND

**Notes:**

- RIGID BOARD INSULATION SHALL BE INSTALLED WHERE MINIMUM COVER REQUIREMENTS ARE NOT MET FOR FROST PROTECTION OF SANITARY SEWER MAINS AND SERVICES. RIGID BOARD INSULATION SHALL BE HIGH DENSITY EXTRUDED POLYSTYRENE, MINIMUM 60 PSI, EQUIVALENT TO R-20 PER TWO INCH (2") THICK INSULATION, OR APPROVED EQUAL.  
 MINIMUM COVER REQUIREMENTS:  
 A. 4'-0" MINIMUM FOR ALL SEWER FORCE MAIN OR 3.5' MINIMUM WITH FOAM STRUCTURAL SUPPORT ANGLE OFF BRIDGE WITH U-BOLTS SPACED @ MAXIMUM 5 FT.  
 INSULATION: WRAP 2 INCHES (2") OF ASPEN PYROGEL XT-E INSULATION OR ENGINEER APPROVED EQUAL AROUND DIAMETER OF PIPE (MINIMUM FRETZE RESISTANCE -15 DEGREES F). WRAP INSULATION WITH TO EJ INSULATION JACKETING MATERIAL, OR ENGINEER APPROVED EQUAL.
- A MINIMUM VERTICAL SEPARATION OF 6" SHALL BE MAINTAINED BETWEEN THE PROPOSED WATER MAIN AND STORMWATER, ELECTRIC, GAS, AND TELECOMMUNICATIONS UTILITY CROSSINGS. WATER MAINS CROSSING UNDER THE SEWERS SHALL HAVE A VERTICAL CLEARANCE OF 18" MINIMUM BETWEEN THE SEWER AND WATER MAINS. WHERE AN 18" SEPARATION CANNOT BE OBTAINED, THE WATER MAIN SHALL BE ENCASED IN CONTROLLED LOW-STRENGTH MATERIAL (CLSM) TO A MINIMUM THICKNESS OF SIX (6) INCHES AROUND THE PIPE AND FIVE (5) FEET IN EACH DIRECTION FROM THE POINT OF CROSSING.
- FOR WATER MAIN CROSSING THE BRIDGE.

**OWNER:**  
**Silo Ridge Ventures, LLC**  
 9021 Route 44  
 Amenia, New York 12501  
 845.373.8020

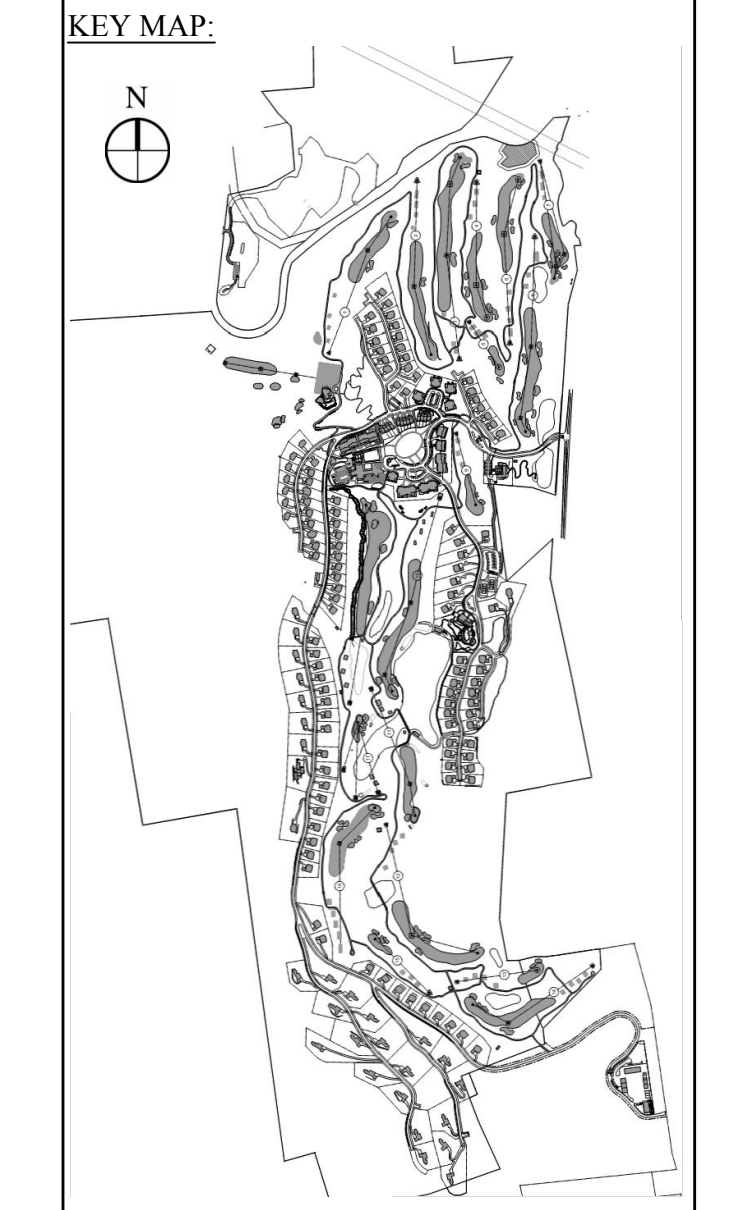
**ARCHITECTS, PLANNERS, LANDSCAPE ARCHITECTS:**  
**HART | HOWERTON**  
 10 East 40th Street New York, NY 10016  
 Tel: 212.683.6631 Fax: 212.481.3768  
 E-mail: NY@hart-howerton.com

**GOLF COURSE DESIGNERS:**  
**FAZIO DESIGN**  
 401 N. Main St., Ste. 400  
 Hendersonville, North Carolina 28792  
 828.693.0652 • FAX 828.693.0671

**ENVIRONMENTAL PLANNING & CIVIL ENGINEERING:**  
**VHB**  
**Engineering, Surveying & Landscape Architecture, PC**  
 Planning  
 Transportation  
 Land Development  
 Environmental Services  
 50 Main Street, Suite 300  
 White Plains, New York 10606  
 914.467.6600 • FAX 914.761.3759

**WASTEWATER AND WATER DESIGN:**  
**CEDARWOOD ENGINEERING SERVICES, PLLC**  
 CIVIL & ENVIRONMENTAL ENGINEERING  
 8-12 Dietz St., Suite 305  
 Ossining, NY 10574-83073  
 248 Main St., PO Box 203  
 North Creek, NY 518 251 5160

**PROJECT SURVEYOR:**  
**Kirk K. Horton, Land Surveyor**  
 NYS License No. 049954  
 9 Broadway  
 Amenia, New York 12501  
 845.373.7809



**Legend**

--- EXISTING GRADE  
 — PROPOSED GRADE

30 0 30 60  
 HORIZONTAL  
 10 0 10 20  
 VERTICAL  
 SCALE IN FEET

**Silo Ridge Resort Community**  
 4651 Route 22, Town of Amenia  
 Dutchess County, New York

Issued for  
**Site Plan - Phase 1**

Not Issued for Construction  
 Drawing Title

**Water System Profiles 1**

Drawing Number  
**C7.21**

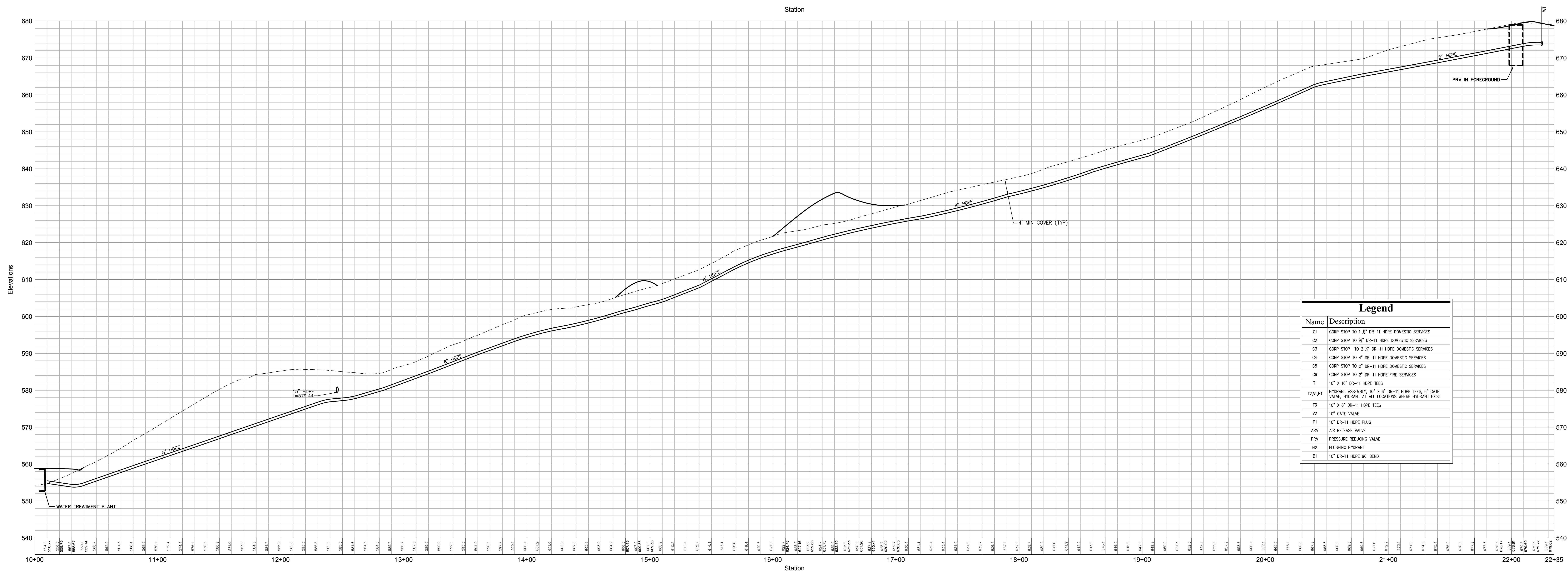
Sheet # of #  
 1 of 1

**JAMES F. SLOZZO**  
 N.Y. Professional Engineer  
 NY Lic. No. 57185

Project Number  
 29011.00

Date  
 January 8, 2015

PRELIMINARY PLANS, FOR PLANNING AND PERMITTING ONLY, NOT FOR CONSTRUCTION



Water Line - WTP to PRV (See Sheet C7.06)

Legend	
Name	Description
C1	CORP STOP TO 1 1/2" DR-11 HDPE DOMESTIC SERVICES
C2	CORP STOP TO 3/4" DR-11 HDPE DOMESTIC SERVICES
C3	CORP STOP TO 2 1/2" DR-11 HDPE DOMESTIC SERVICES
C4	CORP STOP TO 4" DR-11 HDPE DOMESTIC SERVICES
C5	CORP STOP TO 2" DR-11 HDPE DOMESTIC SERVICES
C6	CORP STOP TO 2" DR-11 HDPE FIRE SERVICES
T1	10" x 10" DR-11 HDPE TEES
T2, V, H1	HYDRANT ASSEMBLY 10" x 6" DR-11 HDPE TEES, 6" GATE VALVE, HYDRANT AT ALL LOCATIONS WHERE HYDRANT EXIST
T3	10" x 6" DR-11 HDPE TEES
V2	10" GATE VALVE
P1	10" DR-11 HDPE PLUG
ARV	AIR RELEASE VALVE
PRV	PRESSURE REDUCING VALVE
H2	FLUSHING HYDRANT
B1	10" DR-11 HDPE 90° BEND

**OWNER:**  
**Silo Ridge Ventures, LLC**  
 5021 Route 44  
 Amenia, New York 12501  
 845.373.8020

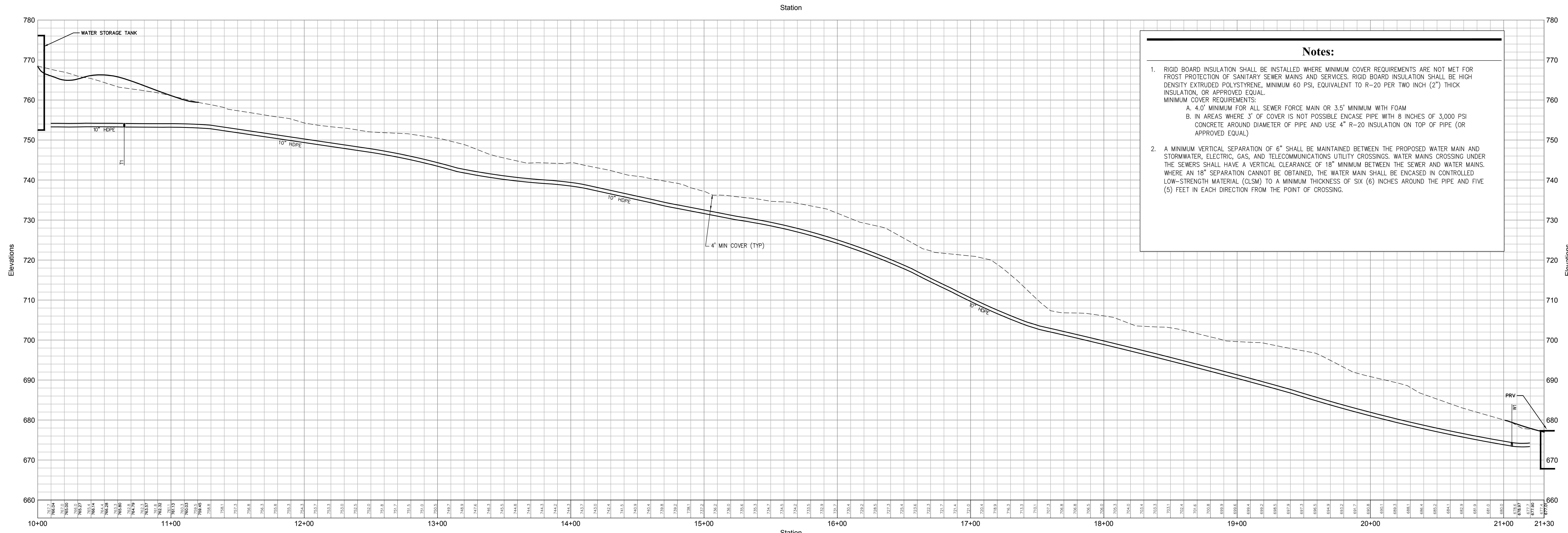
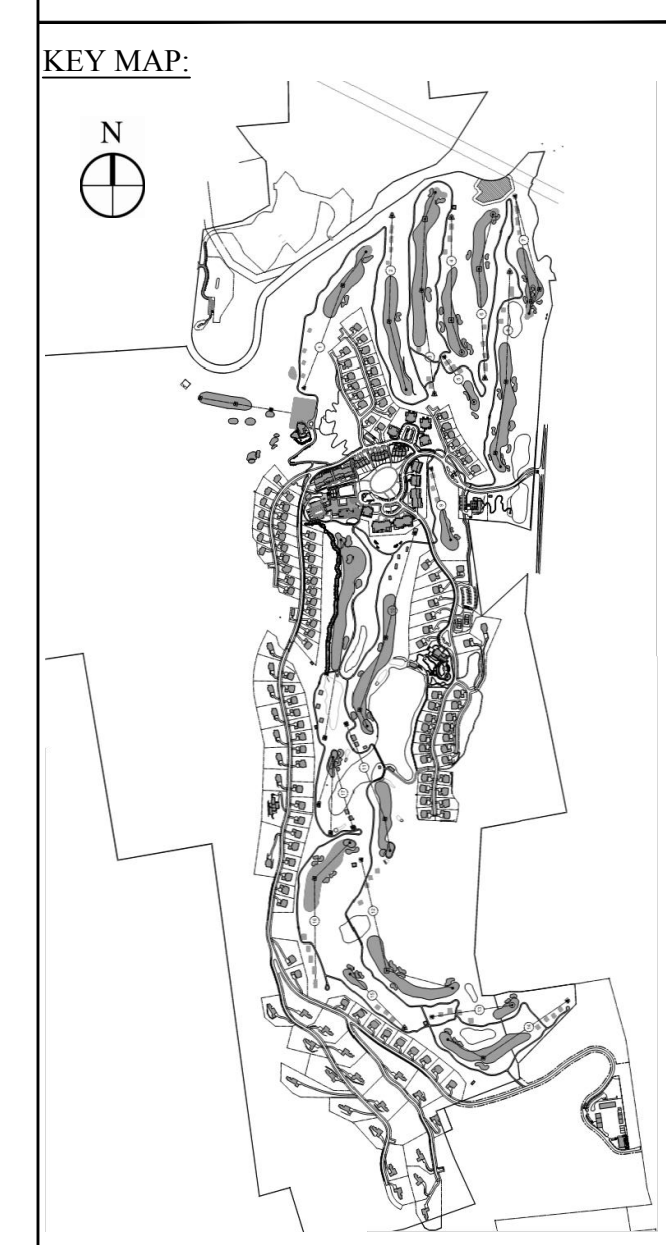
**ARCHITECTS, PLANNERS, LANDSCAPE ARCHITECTS:**  
**HART | HOWERTON**  
 10 East 40th Street New York, NY 10016  
 Tel: 212.683.8631 Fax: 212.481.3768  
 E-mail: NY@hartandhowerton.com

**GOLF COURSE DESIGNERS:**  
**FAZIO DESIGN**  
 401 N. Main St., Ste. 400  
 Hendersonville, North Carolina 28792  
 828.693.0662 • FAX 828.693.0671

**ENVIRONMENTAL PLANNING & CIVIL ENGINEERING:**  
**VHB**  
**Engineering, Surveying & Landscape Architecture, PC**  
 Planning  
 Transportation  
 Land Development  
 Environmental Services  
 50 Main Street, Suite 300  
 White Plains, New York 10606  
 914.467.6600 • FAX 914.761.3759

**WASTEWATER AND WATER DESIGN:**  
**CEDARWOOD ENGINEERING SERVICES, PLLC**  
 CIVIL & ENVIRONMENTAL ENGINEERING  
 8-12 Dietz St., Suite 305  
 Oneonta, NY 607.433.8073  
 248 Main St., PO Box 203  
 North Creek, NY 518.251.5160

**PROJECT SURVEYOR:**  
**Kirk K. Horton, Land Surveyor**  
 NYS License No. 049954  
 9 Broadway  
 Amenia, New York 12501  
 845.373.7809



Water Line - Tank to PRV (See Sheet C7.02\_C7.06)

**Notes:**

- RIGID BOARD INSULATION SHALL BE INSTALLED WHERE MINIMUM COVER REQUIREMENTS ARE NOT MET FOR FROST PROTECTION OF SANITARY SEWER MAINS AND SERVICES. RIGID BOARD INSULATION SHALL BE HIGH DENSITY EXTRUDED POLYSTYRENE, MINIMUM 60 PSI, EQUIVALENT TO R-20 PER TWO INCH (2") THICK INSULATION, OR APPROVED EQUAL. MINIMUM COVER REQUIREMENTS:  
 A. 4.0' MINIMUM FOR ALL SEWER FORCE MAIN OR 3.5' MINIMUM WITH FOAM  
 B. IN AREAS WHERE 3' OF COVER IS NOT POSSIBLE ENCASE PIPE WITH 8 INCHES OF 3,000 PSI CONCRETE AROUND DIAMETER OF PIPE AND USE 4" R-20 INSULATION ON TOP OF PIPE (OR APPROVED EQUAL)
- A MINIMUM VERTICAL SEPARATION OF 6" SHALL BE MAINTAINED BETWEEN THE PROPOSED WATER MAIN AND STORMWATER, ELECTRIC, GAS, AND TELECOMMUNICATIONS UTILITY CROSSINGS. WATER MAINS CROSSING UNDER THE SEWERS SHALL HAVE A VERTICAL CLEARANCE OF 18" MINIMUM BETWEEN THE SEWER AND WATER MAINS. WHERE AN 18" SEPARATION CANNOT BE OBTAINED, THE WATER MAIN SHALL BE ENCASED IN CONTROLLED LOW-STRENGTH MATERIAL (CLSM) TO A MINIMUM THICKNESS OF SIX (6) INCHES AROUND THE PIPE AND FIVE (5) FEET IN EACH DIRECTION FROM THE POINT OF CROSSING.

**Legend**

--- EXISTING GRADE  
 — PROPOSED GRADE

HORIZONTAL SCALE IN FEET: 0, 30, 60  
 VERTICAL SCALE IN FEET: 0, 10, 20

No.	Revision	Date	Appr.

Designed by *gjs* Drawn by *ms* Checked by *pss*  
 Date: As Shown Date: January 8, 2015

**Silo Ridge Resort Community**  
 4651 Route 22, Town of Amenia  
 Dutchess County, New York

used for  
**Site Plan - Phase 1**

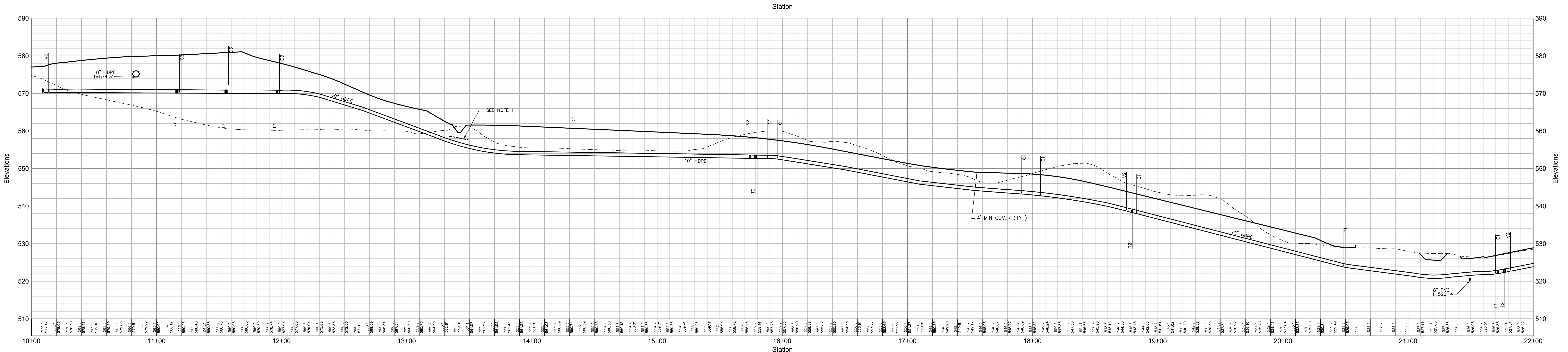
Not Issued for Construction

**Water System Profiles 2**

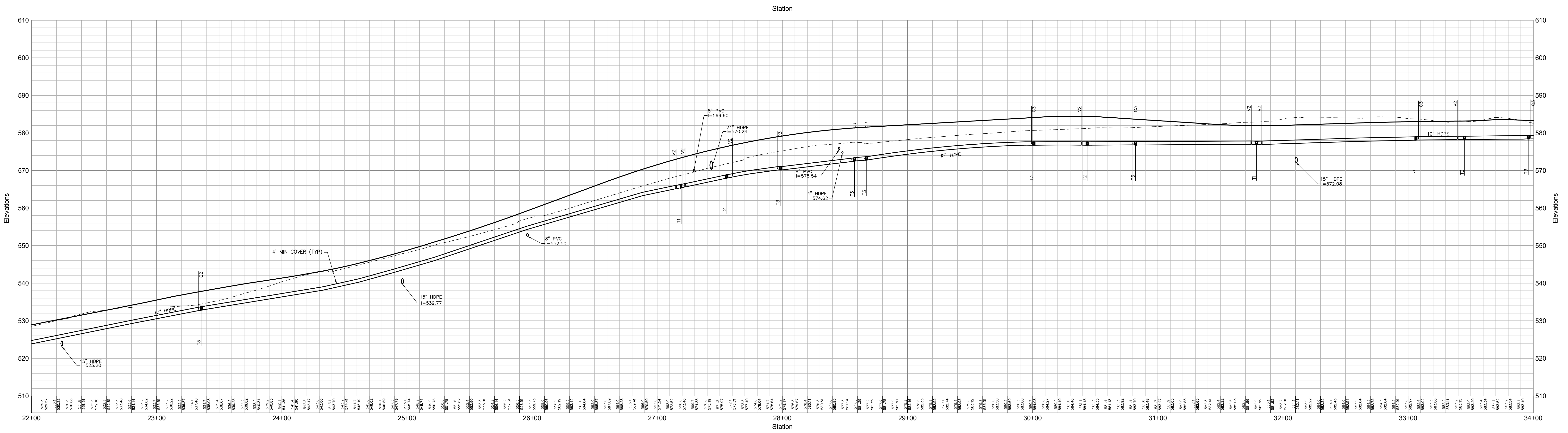
Sheet **C7.22** of 4  
 JAMES F. SLOZZO  
 N.Y. Professional Engineer  
 NY Lic. No. 57185

Project Number: 29011.00

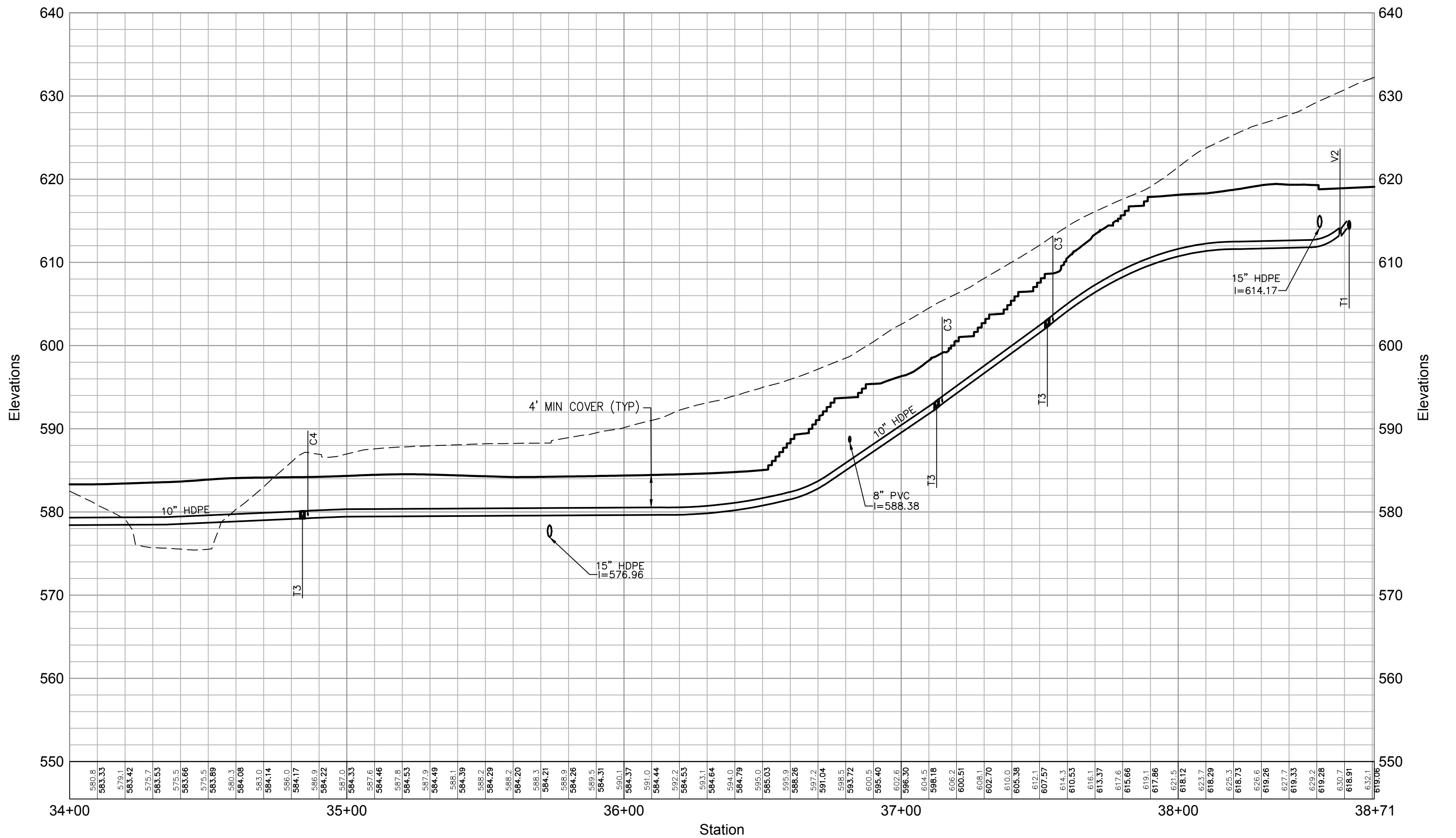
PRELIMINARY PLANS, FOR PLANNING AND PERMITTING ONLY, NOT FOR CONSTRUCTION



Water Line 1 (See Sheet C7.03\_C7.04\_C7.06)



Water Line 1 (See Sheet C7.03\_C7.04\_C7.06)



Water Line 1 (See Sheet C7.03\_C7.04\_C7.06)

**Notes:**

- RIGID BOARD INSULATION SHALL BE INSTALLED WHERE MINIMUM COVER REQUIREMENTS ARE NOT MET FOR FROST PROTECTION OF SANITARY SEWER MAINS AND SERVICES. RIGID BOARD INSULATION SHALL BE HIGH DENSITY EXTRUDED POLYSTYRENE, MINIMUM 60 PSI, EQUIVALENT TO R-20 PER TWO INCH (2") THICK INSULATION, OR APPROVED EQUAL.  
 MINIMUM COVER REQUIREMENTS:  
 A. 4'-0" MINIMUM FOR ALL SEWER FORCE MAIN OR 3.5' MINIMUM WITH FOAM  
 B. IN AREAS WHERE 3' OF COVER IS NOT POSSIBLE ENCASE PIPE WITH 8 INCHES OF 3,000 PSI CONCRETE AROUND DIAMETER OF PIPE AND USE 4" R-20 INSULATION ON TOP OF PIPE (OR APPROVED EQUAL)
- A MINIMUM VERTICAL SEPARATION OF 6" SHALL BE MAINTAINED BETWEEN THE PROPOSED WATER MAIN AND STORMWATER, ELECTRIC, GAS, AND TELECOMMUNICATIONS UTILITY CROSSINGS. WATER MAINS CROSSING UNDER THE SEWERS SHALL HAVE A VERTICAL CLEARANCE OF 18" MINIMUM BETWEEN THE SEWER AND WATER MAINS. WHERE AN 18" SEPARATION CANNOT BE OBTAINED, THE WATER MAIN SHALL BE ENCASED IN CONTROLLED LOW-STRENGTH MATERIAL (CLSM) TO A MINIMUM THICKNESS OF SIX (6) INCHES AROUND THE PIPE AND FIVE (5) FEET IN EACH DIRECTION FROM THE POINT OF CROSSING.

**Legend**

Name	Description
C1	CORP STOP TO 1 1/2\"/>

**OWNER:**  
**Silo Ridge Ventures, LLC**  
 9021 Route 44  
 Amenia, New York 12501  
 845.373.8020

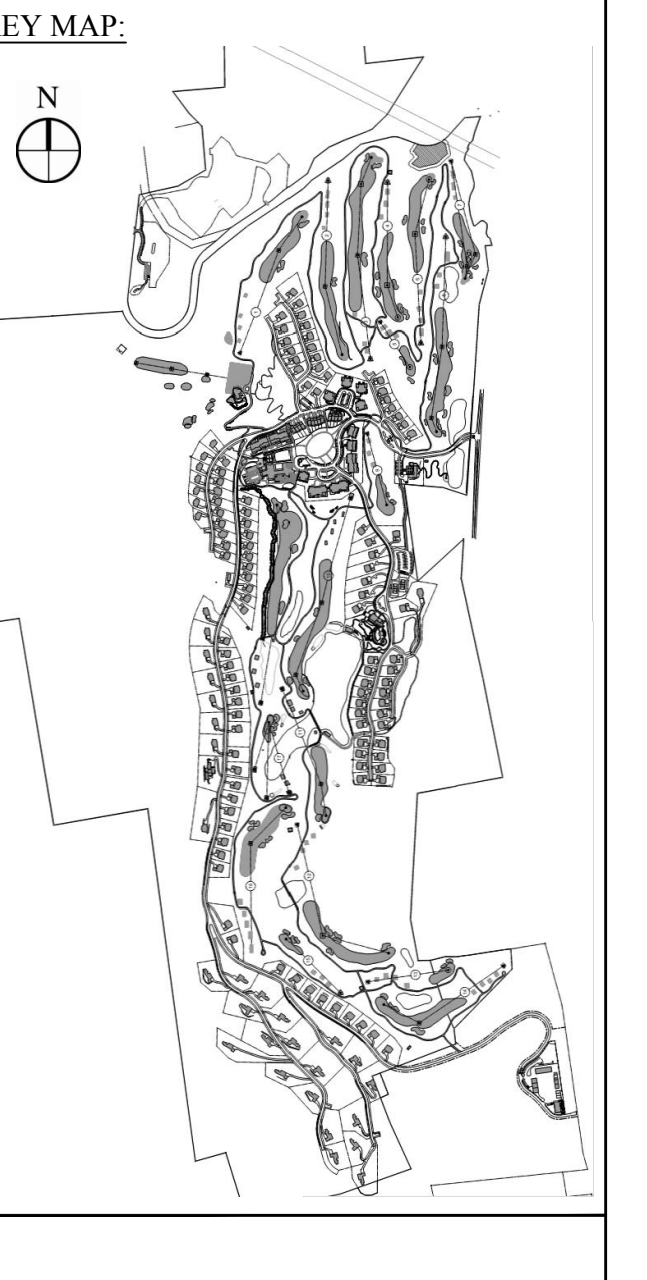
**ARCHITECTS, PLANNERS, LANDSCAPE ARCHITECTS:**  
**HART | HOWERTON**  
 10 East 40th Street New York, NY 10016  
 Tel: 212.683.6531 Fax: 212.481.3758  
 E-mail: NY@hart-howerton.com

**GOLF COURSE DESIGNERS:**  
**FAZIO DESIGN**  
 401 N. Main St., Ste. 400  
 Hendersonville, North Carolina 28792  
 828.693.0662 • FAX 828.693.0671

**ENVIRONMENTAL PLANNING & CIVIL ENGINEERING:**  
**VHB**  
**Engineering, Surveying & Landscape Architecture, PC**  
 Planning  
 Transportation  
 Land Development  
 Environmental Services  
 50 Main Street, Suite 300  
 White Plains, New York 10606  
 914.467.6600 • FAX 914.761.3759

**WASTEWATER AND WATER DESIGN:**  
**CEDARWOOD ENGINEERING SERVICES, PLLC**  
 CIVIL & ENVIRONMENTAL ENGINEERING  
 8-12 Dietz St., Suite 305  
 Ossining, NY 607.433.8073  
 248 Main St., PO Box 203  
 North Creek, NY 518.251.5160

**PROJECT SURVEYOR:**  
**Kirk K. Horton, Land Surveyor**  
 NYS License No. 049954  
 9 Broadway  
 Amenia, New York 12501  
 845.373.7809



**Legend**

--- EXISTING GRADE  
 --- PROPOSED GRADE

HORIZONTAL SCALE IN FEET  
 0 30 60  
 VERTICAL SCALE IN FEET  
 0 10 20

No.	Revision	Date	Appr.

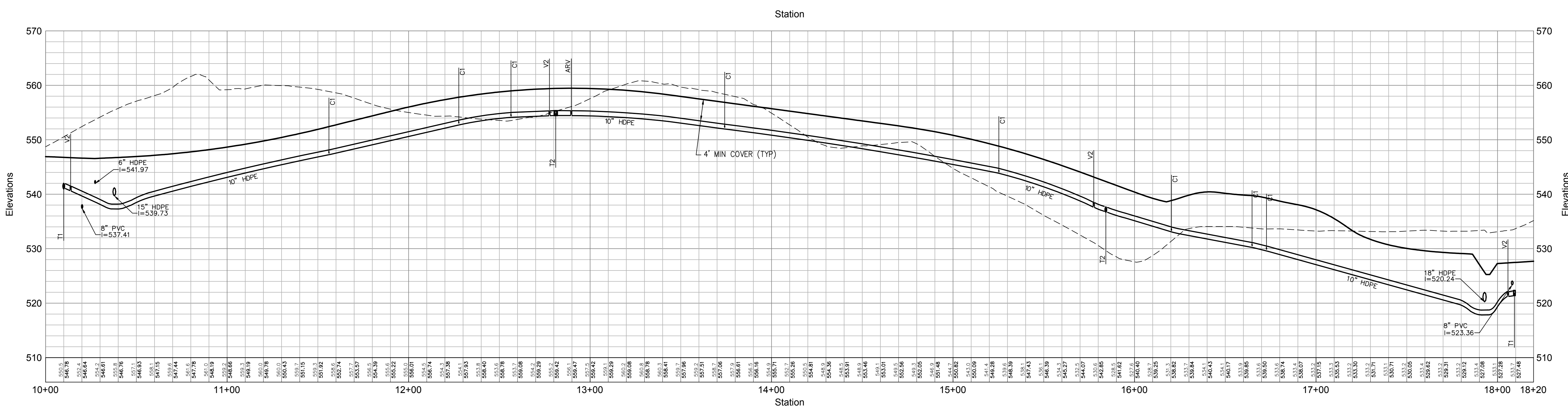
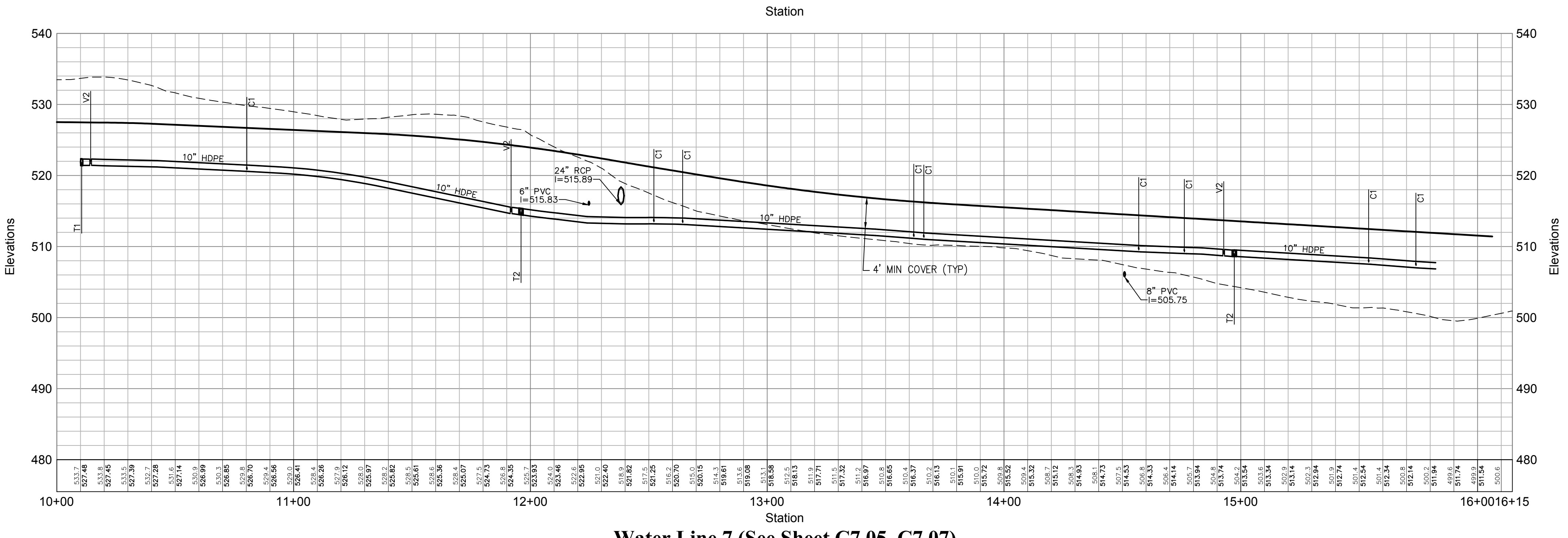
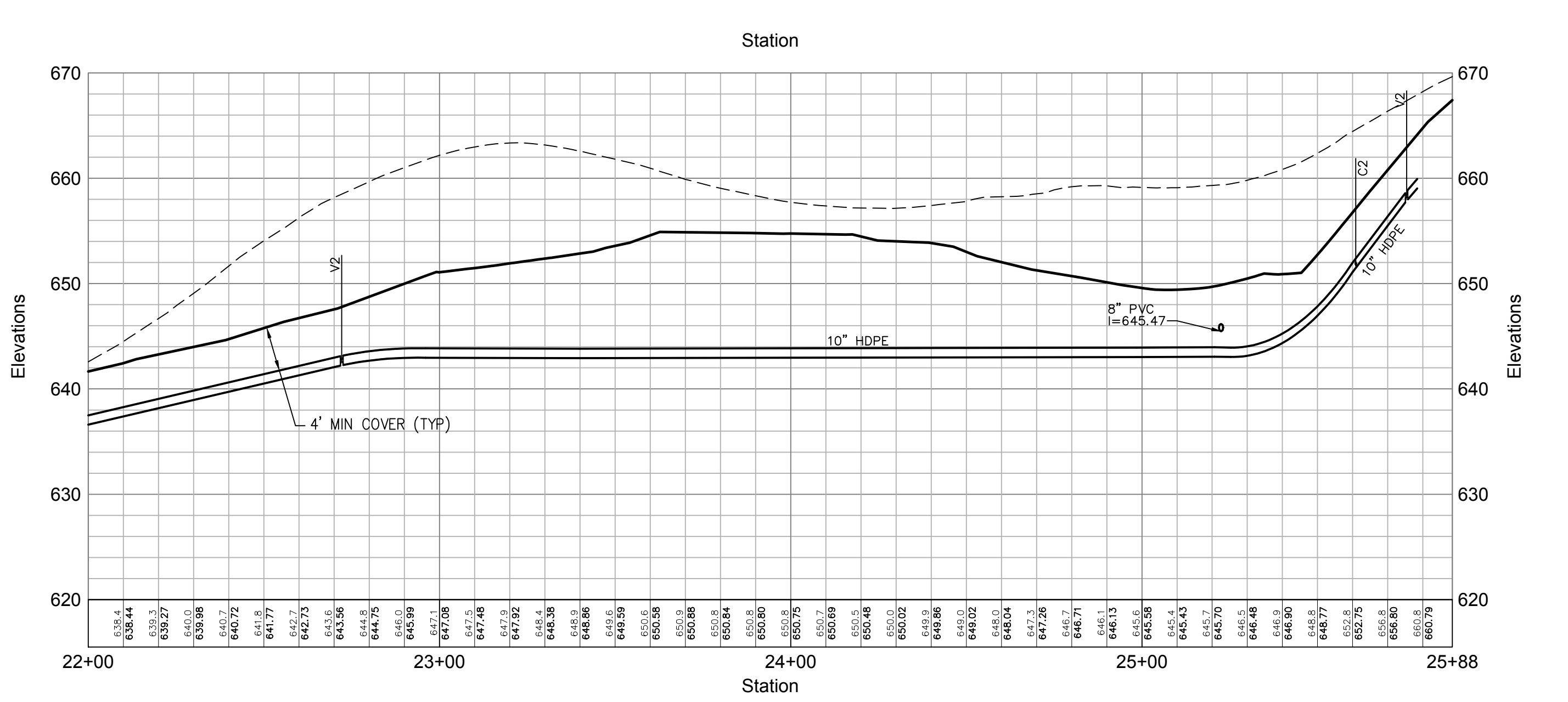
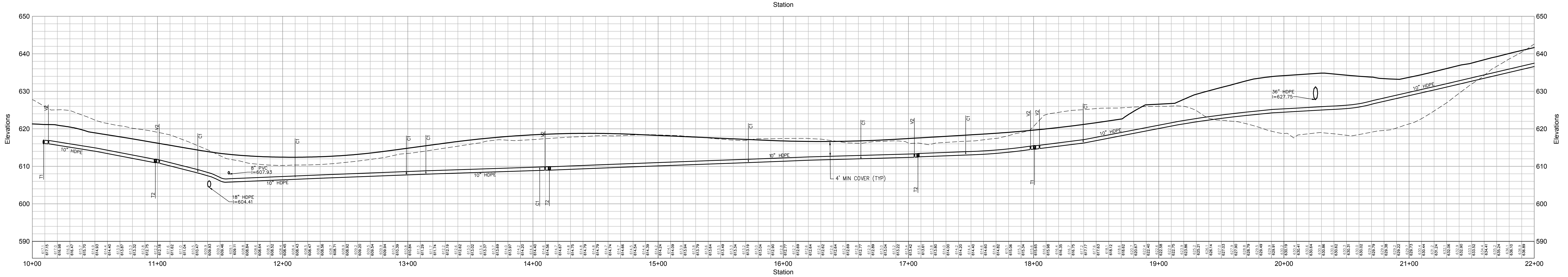
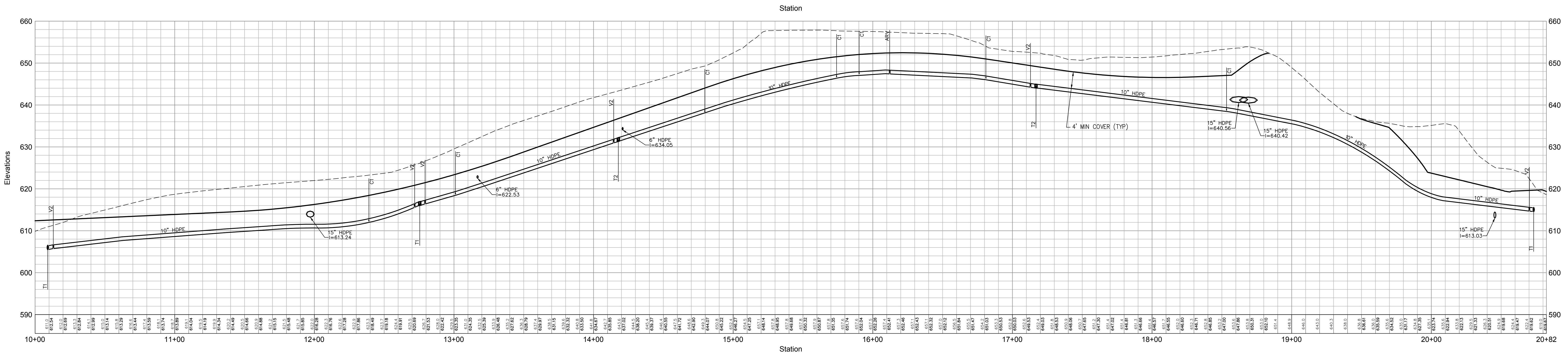
Designed by *gjs* Drawn by *ms* Checked by *pss*  
 Date: As Shown Date: January 8, 2015  
 Project Title:

**Silo Ridge Resort Community**  
 4651 Route 22, Town of Amenia  
 Dutchess County, New York

Site Plan - Phase 1  
 Not Issued for Construction  
 Drawing Title:  
**Water System Profiles 4**  
 Drawing Number:  
**C7.23**  
 Sheet of  
**JAMES F. SLOZZO**  
 N.Y. Professional Engineer  
 NY Lic. No. 57185  
 Project Number:  
 29011.00

PRELIMINARY PLANS, FOR PLANNING AND PERMITTING ONLY, NOT FOR CONSTRUCTION





Name	Description
C1	CORP STOP TO 1 3/4" DR-11 HDPE DOMESTIC SERVICES
C2	CORP STOP TO 1 1/2" DR-11 HDPE DOMESTIC SERVICES
C3	CORP STOP TO 2 3/4" DR-11 HDPE DOMESTIC SERVICES
C4	CORP STOP TO 4" DR-11 HDPE DOMESTIC SERVICES
C5	CORP STOP TO 2" DR-11 HDPE DOMESTIC SERVICES
C6	CORP STOP TO 2" DR-11 HDPE FIRE SERVICES
T1	10" x 10" DR-11 HDPE TEES
T2, V, H	HYDRANT ASSEMBLY, 10" x 6" DR-11 HDPE TEES, 6" GATE VALVE, HYDRANT AT ALL LOCATIONS WHERE HYDRANT EXIST
T3	10" x 4" DR-11 HDPE TEES
V2	10" GATE VALVE
P1	10" DR-11 HDPE PLUG
ARV	AIR RELEASE VALVE
PRV	PRESSURE REDUCING VALVE
H2	FLUSHING HYDRANT
B1	10" DR-11 HDPE 90° BEND

- Notes:**
- RIGID BOARD INSULATION SHALL BE INSTALLED WHERE MINIMUM COVER REQUIREMENTS ARE NOT MET FOR FROST PROTECTION OF SANITARY SEWER MAINS AND SERVICES. RIGID BOARD INSULATION SHALL BE HIGH DENSITY EXTRUDED POLYSTYRENE, MINIMUM 60 PSI, EQUIVALENT TO R-20 PER TWO INCH (2") THICK INSULATION, OR APPROVED EQUAL.  
 MINIMUM COVER REQUIREMENTS:  
 A. 4.0' MINIMUM FOR ALL SEWER FORCE MAIN OR 3.5' MINIMUM WITH FOAM  
 B. IN AREAS WHERE 3' OF COVER IS NOT POSSIBLE ENCASE PIPE WITH 8 INCHES OF 3,000 PSI CONCRETE AROUND DIAMETER OF PIPE AND USE 4" R-20 INSULATION ON TOP OF PIPE (OR APPROVED EQUAL.)
  - A MINIMUM VERTICAL SEPARATION OF 6" SHALL BE MAINTAINED BETWEEN THE PROPOSED WATER MAIN AND STORMWATER, ELECTRIC, GAS, AND TELECOMMUNICATIONS UTILITY CROSSINGS. WATER MAINS CROSSING UNDER THE SEWERS SHALL HAVE A VERTICAL CLEARANCE OF 18" MINIMUM BETWEEN THE SEWER AND WATER MAINS. WHERE AN 18" SEPARATION CANNOT BE OBTAINED, THE WATER MAIN SHALL BE ENCASED IN CONTROLLED LOW-STRENGTH MATERIAL (CLSM) TO A MINIMUM THICKNESS OF SIX (6) INCHES AROUND THE PIPE AND FIVE (5) FEET IN EACH DIRECTION FROM THE POINT OF CROSSING.

**OWNER:**  
 Silo Ridge Ventures, LLC  
 5021 Route 44  
 Amenia, New York 12501  
 845.373.8020

**ARCHITECTS, PLANNERS, LANDSCAPE ARCHITECTS:**

**HART | HOWERTON**

10 East 40th Street New York, NY 10016  
 Tel: 212.683.6631 Fax: 212.481.3768  
 E-mail: NY@hart-howerton.com

**GOLF COURSE DESIGNERS:**

**FAZIO DESIGN**  
 401 N. Main St., Ste. 400  
 Hendersonville, North Carolina 28792  
 828.693.0662 • FAX 828.693.0671

**ENVIRONMENTAL PLANNING & CIVIL ENGINEERING:**

**VHB**  
**Engineering, Surveying & Landscape Architecture, PC**

Planning  
 Transportation  
 Land Development  
 Environmental Services  
 50 Main Street, Suite 300  
 White Plains, New York 10606  
 914.467.6600 • FAX 914.761.3759

**WASTEWATER AND WATER DESIGN:**

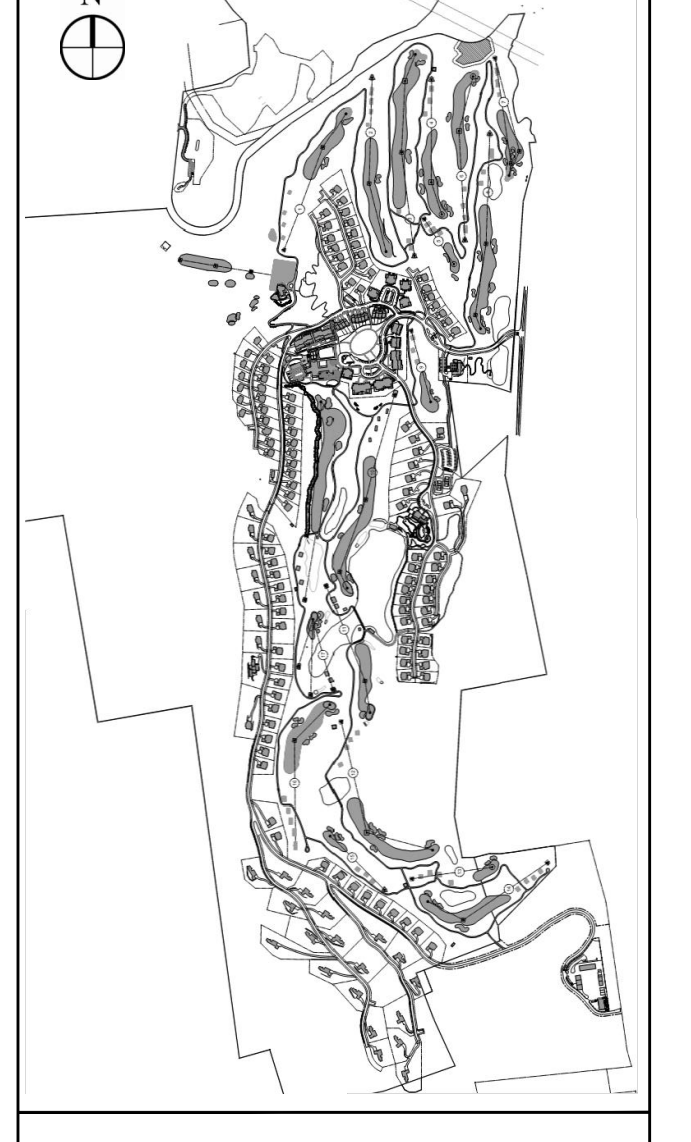
**CEDARWOOD ENGINEERING SERVICES, PLLC**

**CIVIL & ENVIRONMENTAL ENGINEERING**  
 8-12 Dietz St., Suite 305  
 Oneonta, NY 607.433.8073  
 248 Main St., PO Box 203  
 North Creek, NY 518.251.5160

**PROJECT SURVEYOR:**

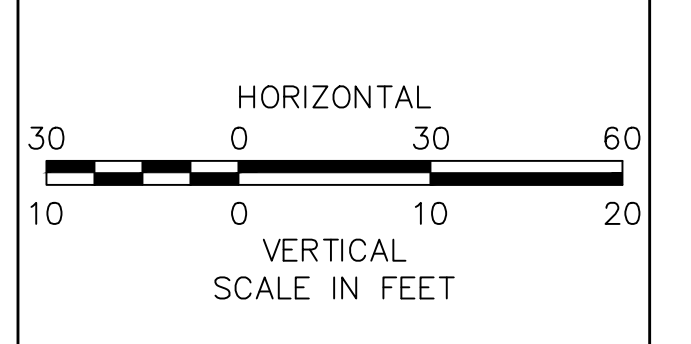
**Kirk K. Horton, Land Surveyor**  
 NYS License No. 049954  
 9 Broadway  
 Amenia, New York 12501  
 845.373.7809

**KEY MAP:**



**Legend**

--- EXISTING GRADE  
 --- PROPOSED GRADE



No.	Revision	Date	Appr.

Designed by BJS Drawn by MS Checked by JSS  
 CAD checked by --- Approved by ---  
 Scale: As Shown Date: January 8, 2015

**Silo Ridge Resort Community**

4651 Route 22, Town of Amenia  
 Dutchess County, New York

Not Issued for Construction  
 Drawing Title

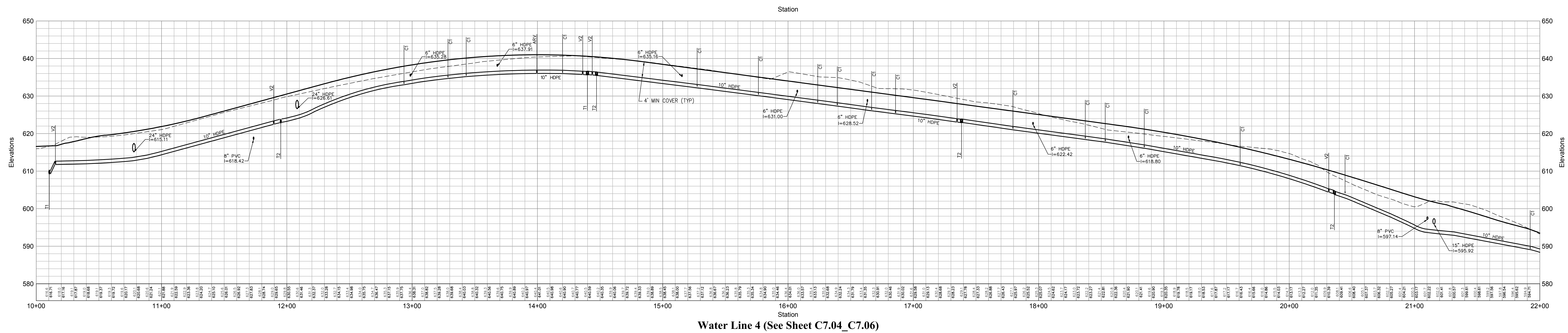
**Water System Profiles 5**

Drawing Number

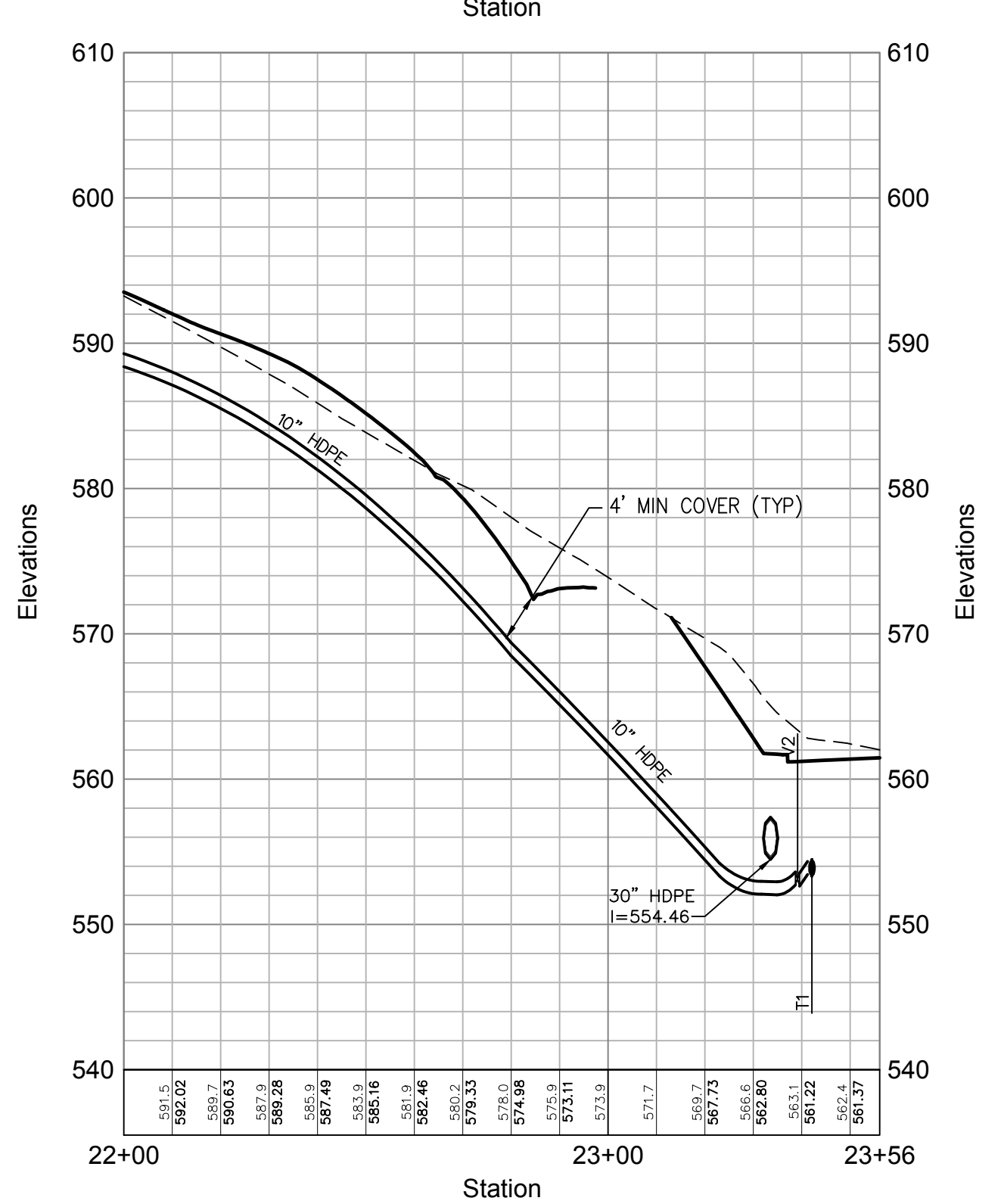
**C7.24**

Drawn by  
 Project Number  
**JAMES F. SUOZZO**  
 N.Y. Professional Engineer  
 NY Lic. No. 57185  
 2011-00-PI\_PP-WA1.dwg

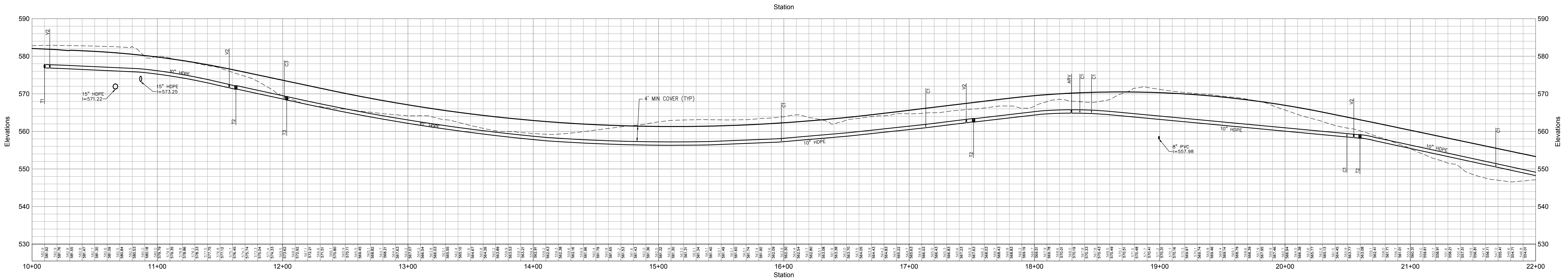
PRELIMINARY PLANS, FOR PLANNING AND PERMITTING ONLY, NOT FOR CONSTRUCTION



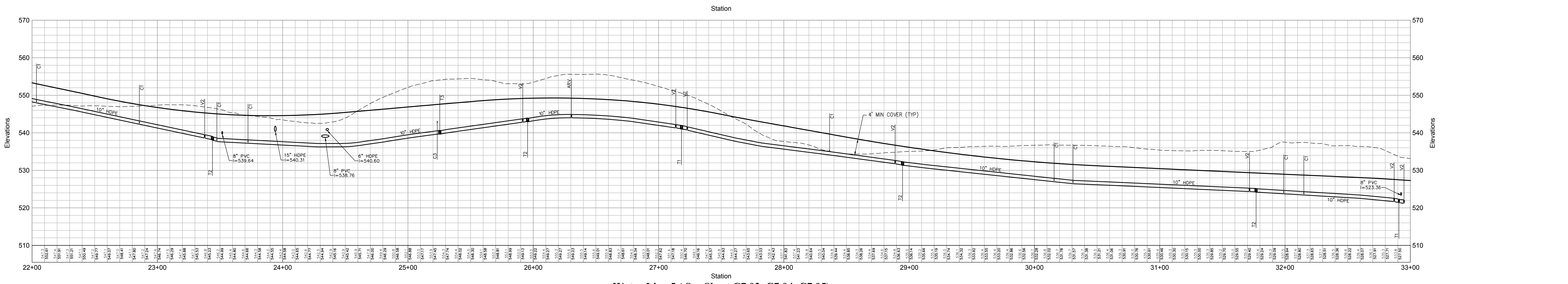
Water Line 4 (See Sheet C7.04\_C7.06)



Water Line 4 ( See Sheet C7.04\_C7.06)



Water Line 5 (See Sheet C7.03\_C7.04\_C7.05)



Water Line 5 ( See Sheet C7.03\_C7.04\_C7.05)

- Notes:**
- RIGID BOARD INSULATION SHALL BE INSTALLED WHERE MINIMUM COVER REQUIREMENTS ARE NOT MET FOR FROST PROTECTION OF SANITARY SEWER MAINS AND SERVICES. RIGID BOARD INSULATION SHALL BE HIGH DENSITY EXTRUDED POLYSTYRENE, MINIMUM 60 PSI, EQUIVALENT TO R=20 PER TWO INCH (2") THICK INSULATION, OR APPROVED EQUAL.  
 MINIMUM COVER REQUIREMENTS:  
 A. 4'-0" MINIMUM FOR ALL SEWER FORCE MAIN OR 3.5' MINIMUM WITH FOAM  
 B. IN AREAS WHERE 3' OF COVER IS NOT POSSIBLE ENCASE PIPE WITH 8 INCHES OF 3,000 PSI CONCRETE AROUND DIAMETER OF PIPE AND USE 4" R=20 INSULATION ON TOP OF PIPE (OR APPROVED EQUAL).
  - A MINIMUM VERTICAL SEPARATION OF 6" SHALL BE MAINTAINED BETWEEN THE PROPOSED WATER MAIN AND STORMWATER, ELECTRIC, GAS, AND TELECOMMUNICATIONS UTILITY CROSSINGS. WATER MAINS CROSSING UNDER THE SEWERS SHALL HAVE A VERTICAL CLEARANCE OF 18" MINIMUM BETWEEN THE SEWER AND WATER MAINS. WHERE AN 18" SEPARATION CANNOT BE OBTAINED, THE WATER MAIN SHALL BE ENCASED IN CONTROLLED LOW-STRENGTH MATERIAL (CLSM) TO A MINIMUM THICKNESS OF SIX (6) INCHES AROUND THE PIPE AND FIVE (5) FEET IN EACH DIRECTION FROM THE POINT OF CROSSING.

Legend	
Name	Description
C1	COOP STOP TO 1 1/2" DR-11 HDPE DOMESTIC SERVICES
C2	COOP STOP TO 3" DR-11 HDPE DOMESTIC SERVICES
C3	COOP STOP TO 2 1/2" DR-11 HDPE DOMESTIC SERVICES
C4	COOP STOP TO 4" DR-11 HDPE DOMESTIC SERVICES
C5	COOP STOP TO 2" DR-11 HDPE DOMESTIC SERVICES
C6	COOP STOP TO 2" DR-11 HDPE FIRE SERVICES
T1	10" X 10" DR-11 HDPE TEES
T2,V1,H	HYDRANT ASSEMBLY, 10" X 6" DR-11 HDPE TEES, 6" GATE VALVE, HYDRANT AT ALL LOCATIONS WHERE HYDRANT EXIST
T3	10" X 6" DR-11 HDPE TEES
V2	10" GATE VALVE
P1	10" DR-11 HDPE PLUG
ARV	AIR RELEASE VALVE
PRV	PRESSURE REDUCING VALVE
H2	FLUSHING HYDRANT
B1	10" DR-11 HDPE 90° BEND

**OWNER:**  
 Silo Ridge Ventures, LLC  
 9021 Route 44  
 Amenia, New York 12501  
 845.373.8020

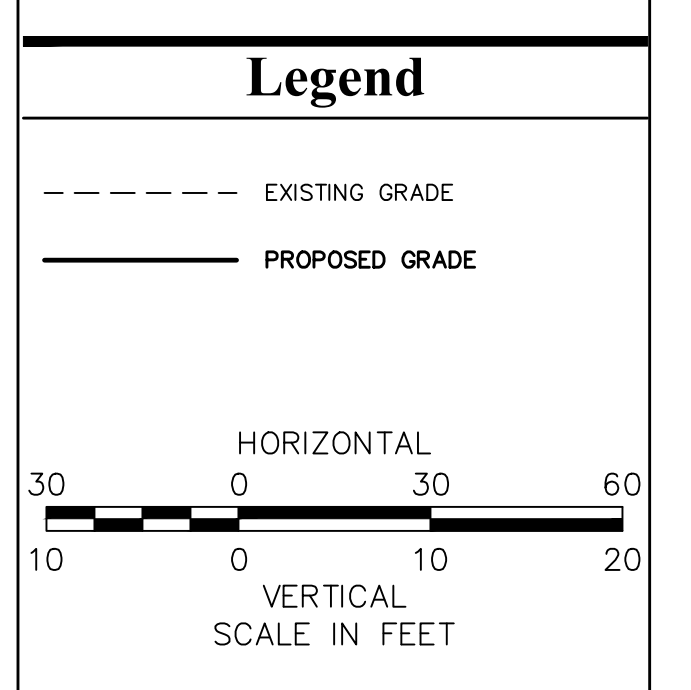
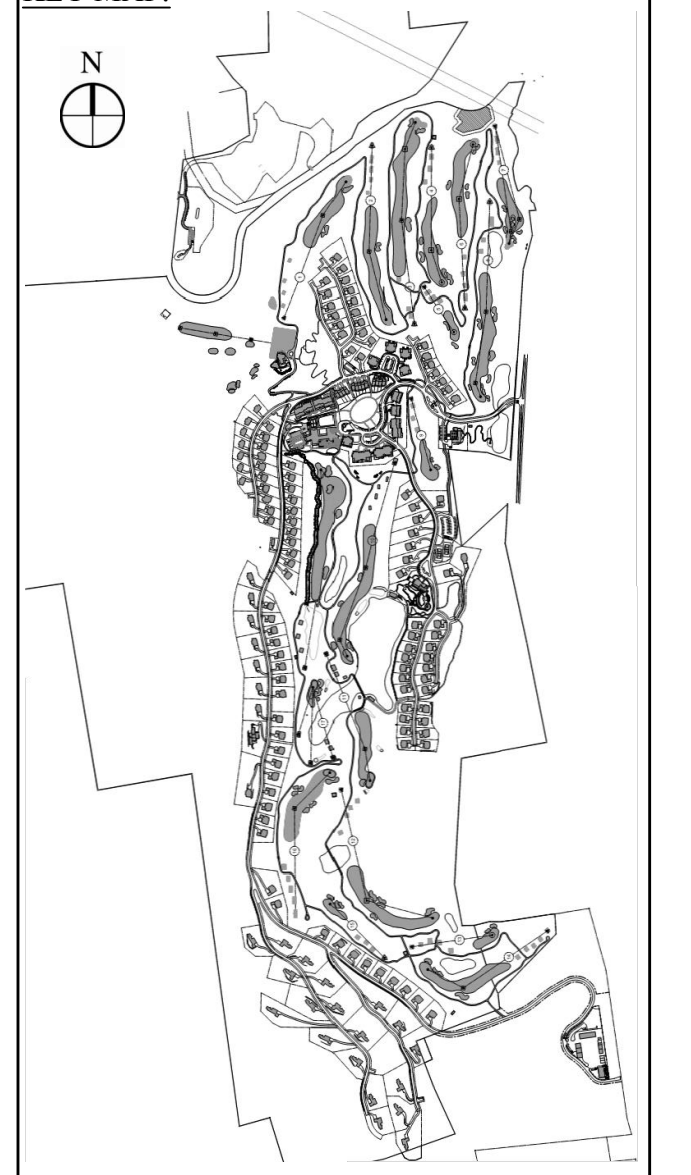
**ARCHITECTS, PLANNERS, LANDSCAPE ARCHITECTS:**  
 HART | HOWERTON  
 10 East 40th Street New York, NY 10016  
 Tel: 212.683.6311 Fax: 212.481.3768  
 E-mail: NY@hart-howerton.com

**GOLF COURSE DESIGNERS:**  
 FAZIO DESIGN  
 401 N. Main St., Ste. 400  
 Hendersonville, North Carolina 28792  
 828.693.0652 • FAX 828.693.6071

**ENVIRONMENTAL PLANNING & CIVIL ENGINEERING:**  
 VHB  
 Engineering, Surveying & Landscape Architecture, PC  
 Planning  
 Transportation  
 Land Development  
 Environmental Services  
 50 Main Street, Suite 360  
 White Plains, New York 10606  
 914.467.6600 • FAX 914.761.3759

**WASTEWATER AND WATER DESIGN:**  
 CEDARWOOD ENGINEERING SERVICES, PLLC  
 CIVIL & ENVIRONMENTAL ENGINEERING  
 8-12 Dietz St., Suite 305  
 Oneonta, NY 607.433.8073  
 248 Main St., PO Box 203  
 North Creek, NY 518.251.5160

**PROJECT SURVEYOR:**  
 Kirk K. Horton, Land Surveyor  
 NYS License No. 049954  
 9 Broadway  
 Amenia, New York 12501  
 845.373.7809

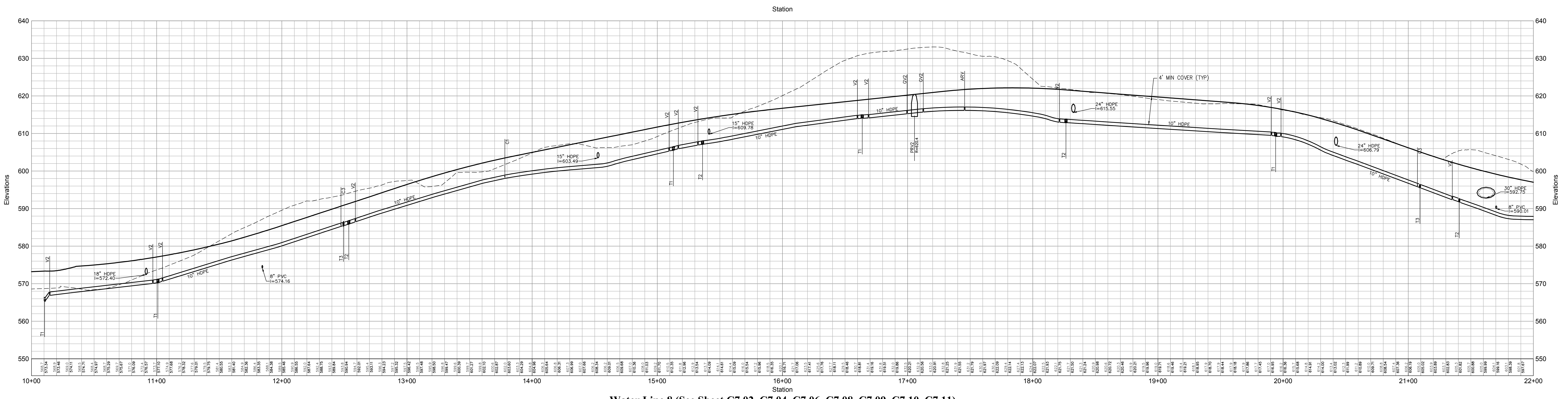


No.	Revision	Date	Appr.

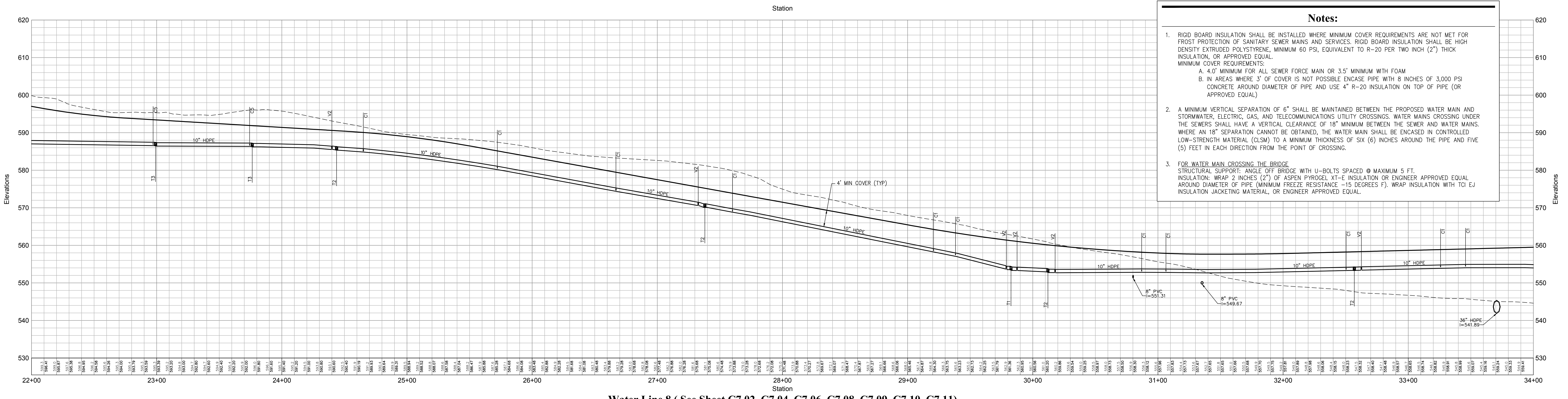
Designed by *gjs* Drawn by *ms* Checked by *pss*  
 Date: As Shown Date: January 8, 2015  
 Project Title: Silo Ridge Resort Community  
 4651 Route 22, Town of Amenia  
 Dutchess County, New York  
 Issued for: Site Plan - Phase 1

Not Issued for Construction  
 Drawing Title: Water System Profiles 6  
 Drawing Number: C7.25  
 Drawn by: [Signature]  
 Project Number: 29011.00  
 N.Y. Professional Engineer NY Lic. No. 57185  
 JAMES F. SLOZZO

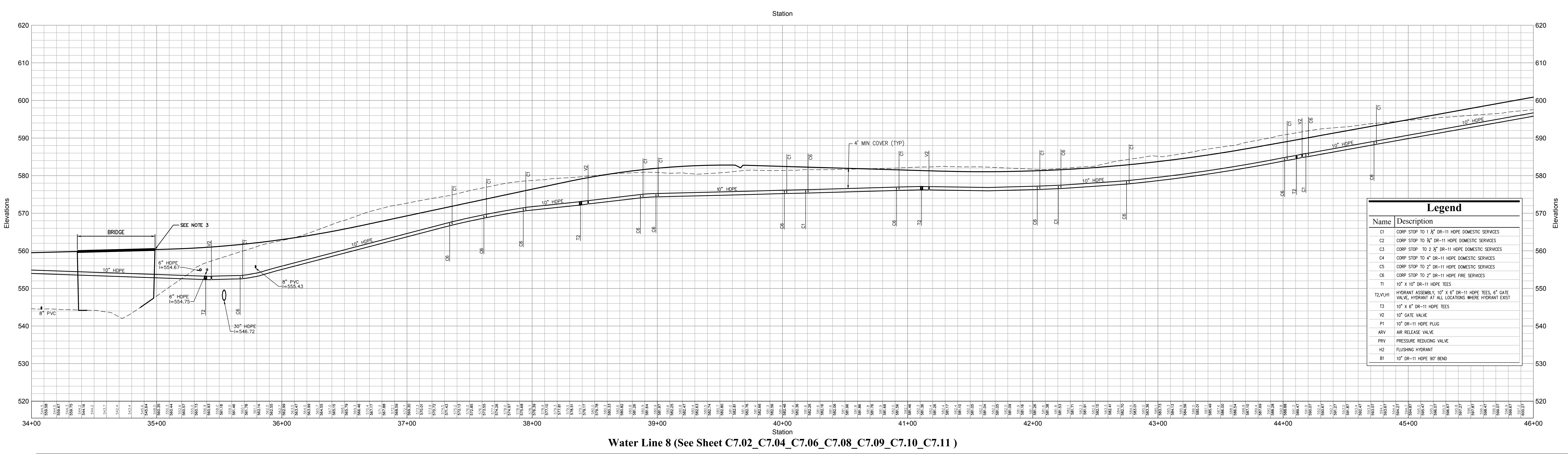
PRELIMINARY PLANS, FOR PLANNING AND PERMITTING ONLY, NOT FOR CONSTRUCTION



Water Line 8 (See Sheet C7.02\_C7.04\_C7.06\_C7.08\_C7.09\_C7.10\_C7.11)



Water Line 8 (See Sheet C7.02\_C7.04\_C7.06\_C7.08\_C7.09\_C7.10\_C7.11)



Water Line 8 (See Sheet C7.02\_C7.04\_C7.06\_C7.08\_C7.09\_C7.10\_C7.11)

**Notes:**

- RIGID BOARD INSULATION SHALL BE INSTALLED WHERE MINIMUM COVER REQUIREMENTS ARE NOT MET FOR FROST PROTECTION OF SANITARY SEWER MAINS AND SERVICES. RIGID BOARD INSULATION SHALL BE HIGH DENSITY EXTRUDED POLYSTYRENE, MINIMUM 60 PSI, EQUIVALENT TO R-20 PER TWO INCH (2") THICK INSULATION, OR APPROVED EQUAL.  
 MINIMUM COVER REQUIREMENTS:  
 A. 4'-0" MINIMUM FOR ALL SEWER FORCE MAIN OR 3.5' MINIMUM WITH FOAM  
 B. IN AREAS WHERE 3' OF COVER IS NOT POSSIBLE ENCASE PIPE WITH 8 INCHES OF 3,000 PSI CONCRETE AROUND DIAMETER OF PIPE AND USE 4" R-20 INSULATION ON TOP OF PIPE (OR APPROVED EQUAL)
- A MINIMUM VERTICAL SEPARATION OF 6" SHALL BE MAINTAINED BETWEEN THE PROPOSED WATER MAIN AND STORMWATER, ELECTRIC, GAS, AND TELECOMMUNICATIONS UTILITY CROSSINGS. WATER MAINS CROSSING UNDER THE SEWERS SHALL HAVE A VERTICAL CLEARANCE OF 18" MINIMUM BETWEEN THE SEWER AND WATER MAINS. WHERE AN 18" SEPARATION CANNOT BE OBTAINED, THE WATER MAIN SHALL BE ENCASED IN CONTROLLED LOW-STRENGTH MATERIAL (CLSM) TO A MINIMUM THICKNESS OF SIX (6) INCHES AROUND THE PIPE AND FIVE (5) FEET IN EACH DIRECTION FROM THE POINT OF CROSSING.
- FOR WATER MAIN CROSSING THE BRIDGE  
 STRUCTURAL SUPPORT: ANGLE OFF BRIDGE WITH U-BOLTS SPACED @ MAXIMUM 5 FT.  
 INSULATION: WRAP 2 INCHES (2") OF ASPEN PYROGEL XT-E INSULATION OR ENGINEER APPROVED EQUAL AROUND DIAMETER OF PIPE (MINIMUM FREEZE RESISTANCE -15 DEGREES F). WRAP INSULATION WITH TCI INSULATION JACKETING MATERIAL, OR ENGINEER APPROVED EQUAL.

**Legend**

Name	Description
C1	CORP STOP TO 1 1/2" DR-11 HDPE DOMESTIC SERVICES
C2	CORP STOP TO 3/4" DR-11 HDPE DOMESTIC SERVICES
C3	CORP STOP TO 2 1/2" DR-11 HDPE DOMESTIC SERVICES
C4	CORP STOP TO 4" DR-11 HDPE DOMESTIC SERVICES
C5	CORP STOP TO 6" DR-11 HDPE DOMESTIC SERVICES
C6	CORP STOP TO 8" DR-11 HDPE FIRE SERVICES
T1	10" x 10" DR-11 HDPE TEES
T2, V, H	HYDRANT ASSEMBLY, 10" x 6" DR-11 HDPE TEES, 6" GATE VALVE, HYDRANT AT ALL LOCATIONS WHERE HYDRANT EXIST
T3	10" x 4" DR-11 HDPE TEES
V2	10" GATE VALVE
P1	10" DR-11 HDPE PLUG
ARV	AIR RELEASE VALVE
PRV	PRESSURE REDUCING VALVE
H2	FLUSHING HYDRANT
B1	10" DR-11 HDPE 90° BEND

**OWNER:**  
**Silo Ridge Ventures, LLC**  
 5021 Route 44  
 Amenia, New York 12501  
 845.373.8020

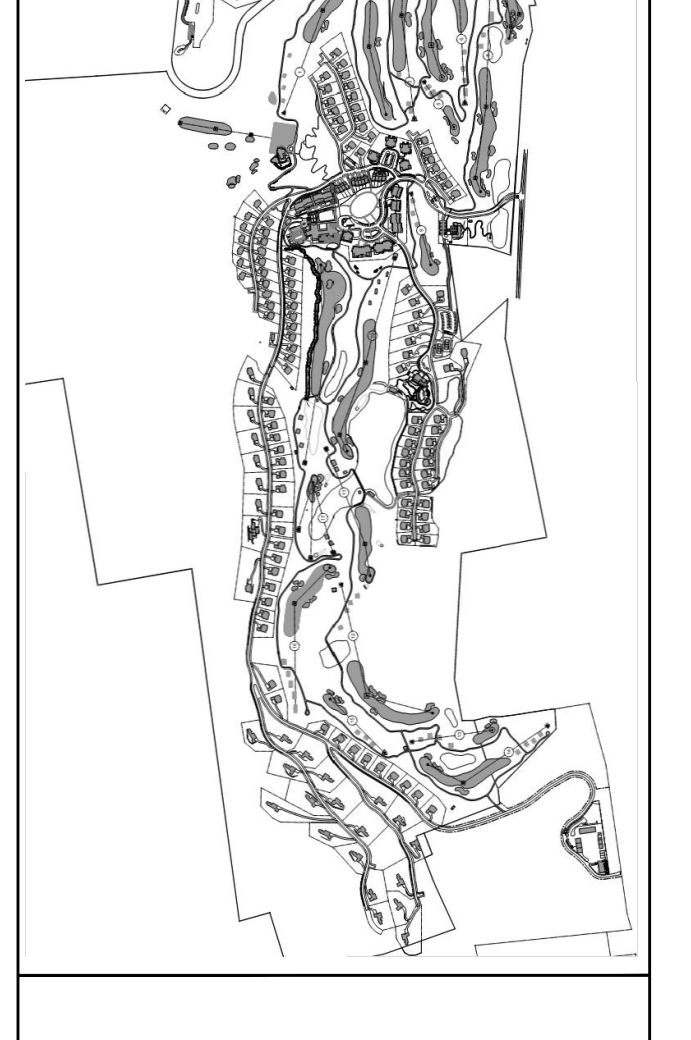
**ARCHITECTS, PLANNERS, LANDSCAPE ARCHITECTS:**  
**HART | HOWERTON**  
 10 East 40th Street New York, NY 10016  
 Tel: 212.683.8631 Fax: 212.481.3768  
 E-mail: NY@hartandhowerton.com

**GOLF COURSE DESIGNERS:**  
**FAZIO DESIGN**  
 401 N. Main St., Ste. 400  
 Hendersonville, North Carolina 28792  
 828.693.0624 • FAX 828.693.0671

**ENVIRONMENTAL PLANNING & CIVIL ENGINEERING:**  
**VHB**  
**Engineering, Surveying & Landscape Architecture, PC**  
 Planning  
 Transportation  
 Land Development  
 Environmental Services  
 50 Main Street, Suite 300  
 White Plains, New York 10606  
 914.467.6600 • FAX 914.761.3759

**WASTEWATER AND WATER DESIGN:**  
**CEDARWOOD ENGINEERING SERVICES, PLLC**  
 CIVIL & ENVIRONMENTAL ENGINEERING  
 8-12 Dietz St., Suite 303  
 Oneonta, NY 607.432.8073  
 248 Main St., PO Box 203  
 North Creek, NY 518.251.5160

**PROJECT SURVEYOR:**  
**Kirk K. Horton, Land Surveyor**  
 NYS License No. 049954  
 9 Broadway  
 Amenia, New York 12501  
 845.373.7809



**Legend**

--- EXISTING GRADE  
 --- PROPOSED GRADE

HORIZONTAL SCALE IN FEET: 0, 30, 60  
 VERTICAL SCALE IN FEET: 0, 10, 20

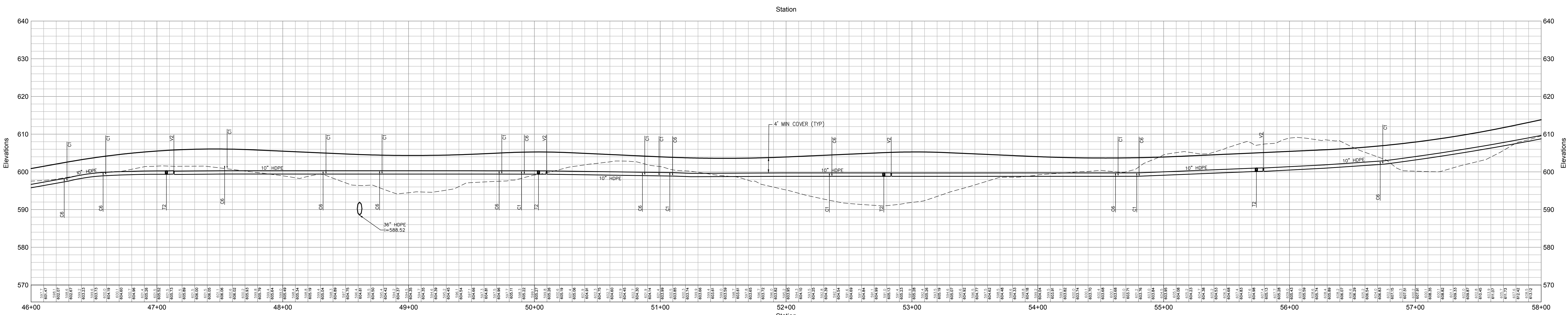
No.	Revision	Date	Appr.
1	As Shown	January 8, 2015	

**Silo Ridge Resort Community**  
 4651 Route 22, Town of Amenia  
 Dutchess County, New York  
 for: **Site Plan - Phase 1**

Not Issued for Construction  
 Drawing Title: **Water System Profiles 7**

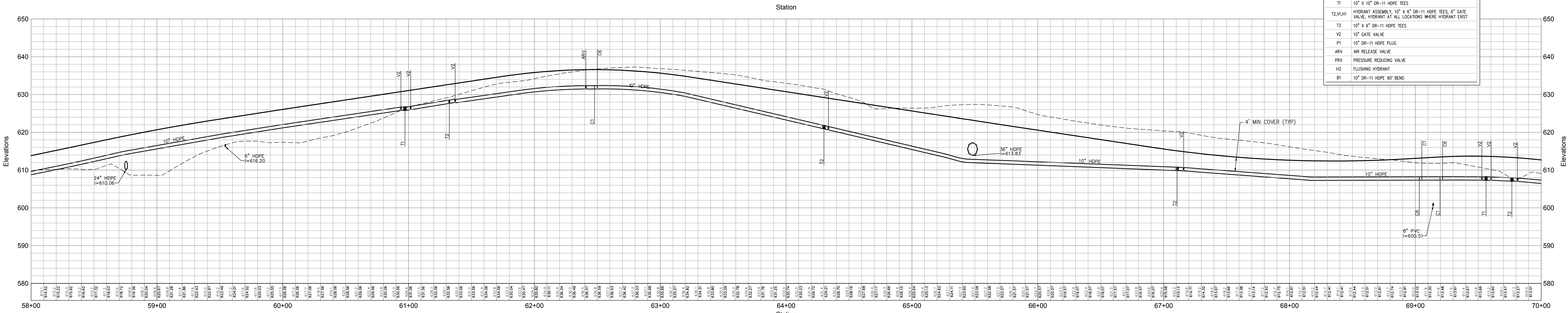
Project Number: **29011.00**  
 Drawing Number: **C7.26**  
 Designer: **JAMES F. SUOZZO**  
 N.Y. Professional Engineer  
 NY Lic. No. 57185

PRELIMINARY PLANS, FOR PLANNING AND PERMITTING ONLY, NOT FOR CONSTRUCTION



Water Line 8 (See Sheet C7.02\_C7.04\_C7.06\_C7.08\_C7.09\_C7.10\_C7.11)

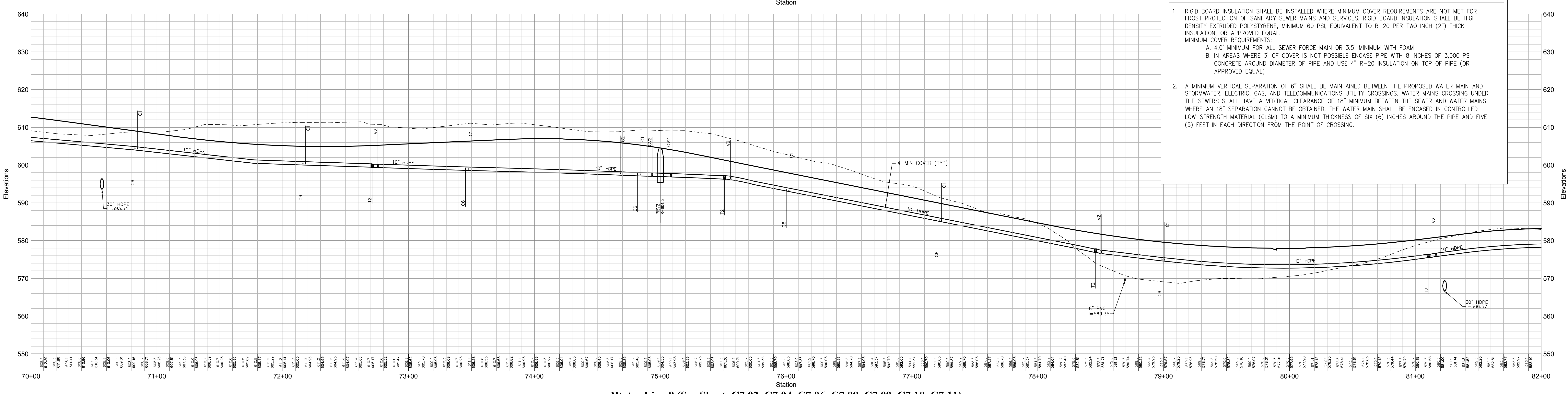
Legend	
Name	Description
C1	CORP STOP TO 1 1/2" DR-11 HDPE DOMESTIC SERVICES
C2	CORP STOP TO 1/2" DR-11 HDPE DOMESTIC SERVICES
C3	CORP STOP TO 2 1/2" DR-11 HDPE DOMESTIC SERVICES
C4	CORP STOP TO 4" DR-11 HDPE DOMESTIC SERVICES
C5	CORP STOP TO 2" DR-11 HDPE DOMESTIC SERVICES
C6	CORP STOP TO 2" DR-11 HDPE FIRE SERVICES
T1	10" X 10" DR-11 HDPE TEES
T2, V1, H1	HYDRANT ASSEMBLY, 10" X 6" DR-11 HDPE TEES, 6" GATE VALVE, HYDRANT AT ALL LOCATIONS HDPE HYDRANT EXIST
V1	10" X 6" DR-11 HDPE TEES
V2	10" GATE VALVE
P1	10" DR-11 HDPE PLUG
ARV	AIR RELEASE VALVE
PRV	PRESSURE REDUCING VALVE
H2	FLUSHING HYDRANT
B1	10" DR-11 HDPE 90° BEND



Water Line 8 (See Sheet C7.02\_C7.04\_C7.06\_C7.08\_C7.09\_C7.10\_C7.11)

**Notes:**

- RIGID BOARD INSULATION SHALL BE INSTALLED WHERE MINIMUM COVER REQUIREMENTS ARE NOT MET FOR FROST PROTECTION OF SANITARY SEWER MAINS AND SERVICES. RIGID BOARD INSULATION SHALL BE HIGH DENSITY EXTRUDED POLYSTYRENE, MINIMUM 60 PSI, EQUIVALENT TO R-20 PER TWO INCH (2") THICK INSULATION, OR APPROVED EQUAL.  
MINIMUM COVER REQUIREMENTS:  
A. 4.0' MINIMUM FOR ALL SEWER FORCE MAIN OR 3.5' MINIMUM WITH FOAM  
B. IN AREAS WHERE 3' OF COVER IS NOT POSSIBLE ENCASE PIPE WITH 8 INCHES OF 3,000 PSI CONCRETE AROUND DIAMETER OF PIPE AND USE 4" R-20 INSULATION ON TOP OF PIPE (OR APPROVED EQUAL)
- A MINIMUM VERTICAL SEPARATION OF 6" SHALL BE MAINTAINED BETWEEN THE PROPOSED WATER MAIN AND STORMWATER, ELECTRIC, GAS, AND TELECOMMUNICATIONS UTILITY CROSSINGS. WATER MAINS CROSSING UNDER THE SEWERS SHALL HAVE A VERTICAL CLEARANCE OF 18" MINIMUM BETWEEN THE SEWER AND WATER MAINS. WHERE AN 18" SEPARATION CANNOT BE OBTAINED, THE WATER MAIN SHALL BE ENCASED IN CONTROLLED LOW-STRENGTH MATERIAL (CLSM) TO A MINIMUM THICKNESS OF SIX (6) INCHES AROUND THE PIPE AND FIVE (5) FEET IN EACH DIRECTION FROM THE POINT OF CROSSING.



Water Line 8 (See Sheet C7.02\_C7.04\_C7.06\_C7.08\_C7.09\_C7.10\_C7.11)

**OWNER:**  
Silo Ridge Ventures, LLC  
5021 Route 44  
Amenia, New York 12501  
845.373.8020

**ARCHITECTS, PLANNERS, LANDSCAPE ARCHITECTS:**  
HART | HOWERTON  
10 East 40th Street New York, NY 10016  
Tel: 212.683.8631 Fax: 212.481.3768  
E-mail: NY@hartandhowerton.com

**GOLF COURSE DESIGNERS:**  
FAZIO DESIGN  
401 N. Main St., Ste. 400  
Hendersonville, North Carolina 28792  
828.693.0662 • FAX 828.693.0671

**ENVIRONMENTAL PLANNING & CIVIL ENGINEERING:**  
VHB  
Engineering, Surveying & Landscape Architecture, PC  
Planning  
Transportation  
Land Development  
Environmental Services  
50 Main Street, Suite 300  
White Plains, New York 10606  
914.467.6600 • FAX 914.761.3759

**WASTEWATER AND WATER DESIGN:**  
CEDARWOOD ENGINEERING SERVICES, PLLC  
CIVIL & ENVIRONMENTAL ENGINEERING  
8-12 Dietz St., Suite 303  
Oswego, NY 14127-3073  
248 Main St., PO Box 203  
North Creek, NY 518.251.5160

**PROJECT SURVEYOR:**  
Kirk K. Horton, Land Surveyor  
NYS License No. 049954  
9 Broadway  
Amenia, New York 12501  
845.373.7809

**KEY MAP:**

**Legend**

--- EXISTING GRADE  
--- PROPOSED GRADE

HORIZONTAL SCALE IN FEET  
VERTICAL SCALE IN FEET

**Legend**

Revised by: \_\_\_\_\_ Date: \_\_\_\_\_  
Designed by: JJS Drawn by: JMS Checked by: JJS  
Scale: As Shown Date: January 8, 2015

**Silo Ridge Resort Community**  
4651 Route 22, Town of Amenia  
Dutchess County, New York

Issued for:  
**Site Plan - Phase 1**

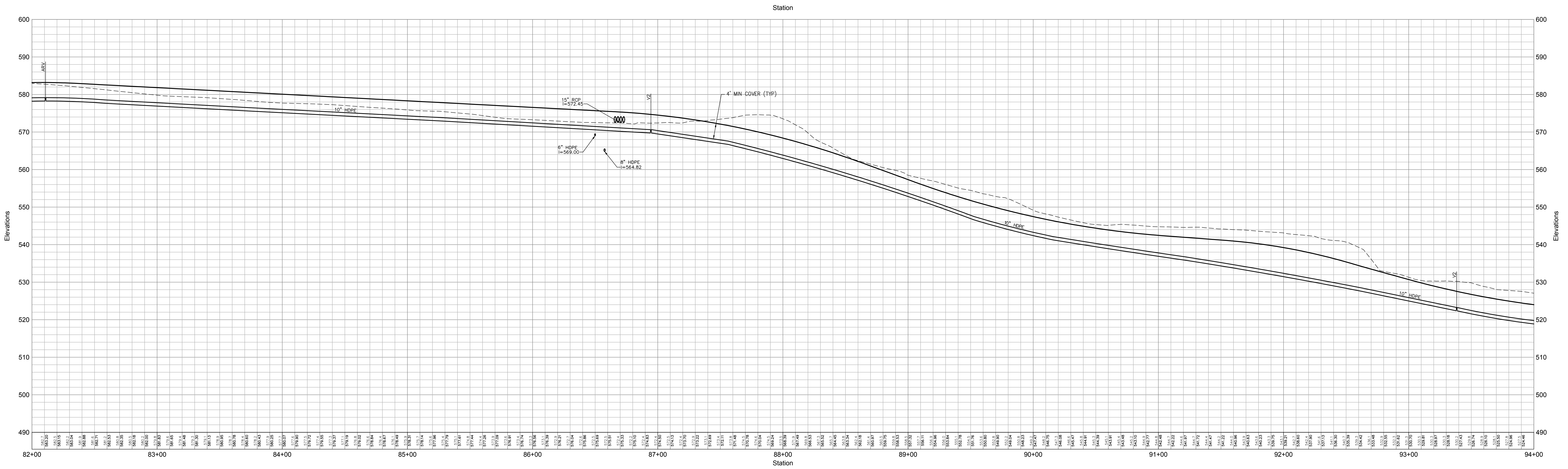
Not Issued for Construction

**Water System Profiles 8**

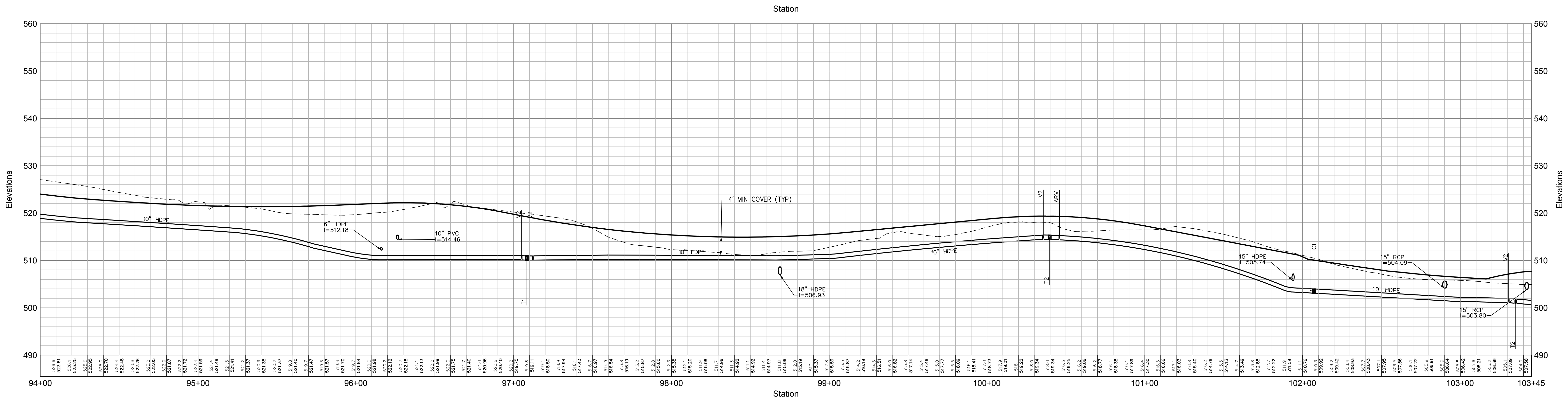
Sheet Number: **C7.27**

JAMES F. SUOZZO  
N.Y. Professional Engineer  
NY Lic. No. 57185

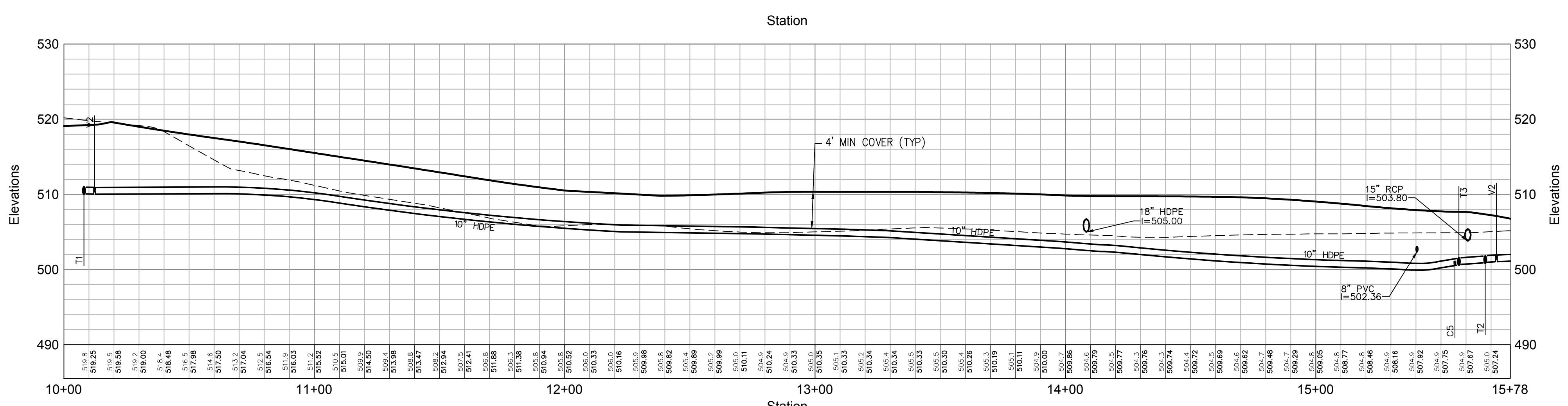
PRELIMINARY PLANS, FOR PLANNING AND PERMITTING ONLY, NOT FOR CONSTRUCTION



Water Line 8 (See Sheet C7.02\_C7.04\_C7.06\_C7.08\_C7.09\_C7.10\_C7.11)



Water Line 8 ( See Sheet C7.02\_C7.04\_C7.06\_C7.08\_C7.09\_C7.10\_C7.11)



Water Line 9 (See Sheet C7.10)

**OWNER:**  
**Silo Ridge Ventures, LLC**  
 5021 Route 44  
 Amenia, New York 12501  
 845.373.8020

**ARCHITECTS, PLANNERS, LANDSCAPE ARCHITECTS:**  
**HART | HOWERTON**  
 10 East 40th Street New York, NY 10016  
 Tel: 212.683.6631 Fax: 212.461.3768  
 E-mail: NY@hart-howerton.com

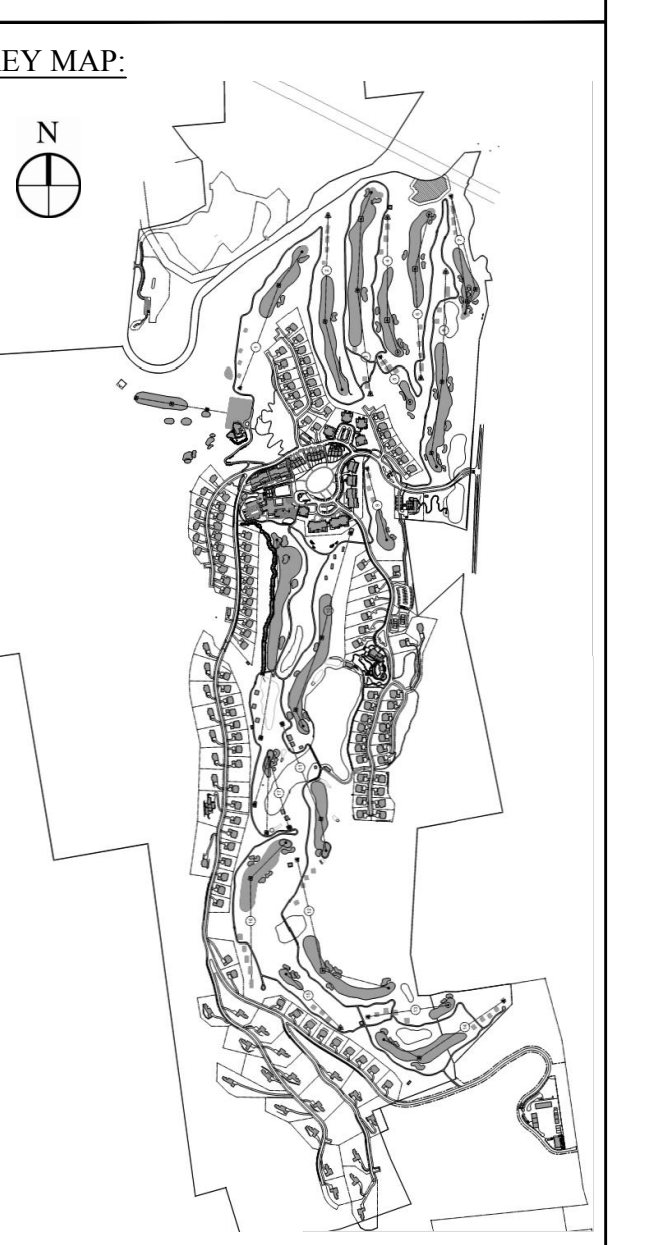
**GOLF COURSE DESIGNERS:**  
**FAZIO DESIGN**  
 401 N. Main St., Ste. 400  
 Hendersonville, North Carolina 28792  
 828.693.0662 • FAX 828.693.6071

**ENVIRONMENTAL PLANNING & CIVIL ENGINEERING:**  
**VHB**  
**Engineering, Surveying & Landscape Architecture, PC**  
 Planning  
 Transportation  
 Land Development  
 Environmental Services  
 50 Main Street, Suite 300  
 White Plains, New York 10606  
 914.467.6600 • FAX 914.761.3759

**WASTEWATER AND WATER DESIGN:**  
**CEDARWOOD ENGINEERING SERVICES, PLLC**  
 CIVIL & ENVIRONMENTAL ENGINEERING  
 8-12 Dietz St., Suite 305  
 Oneonta, NY 607.433.8073  
 248 Main St., PO Box 203  
 North Creek, NY 518.251.5160

**PROJECT SURVEYOR:**  
**Kirk K. Horton, Land Surveyor**  
 NYS License No. 049954  
 9 Broadway  
 Amenia, New York 12501  
 845.373.7809

**KEY MAP:**



**Legend**

--- EXISTING GRADE  
 --- PROPOSED GRADE

HORIZONTAL SCALE IN FEET  
 0 30 60  
 VERTICAL SCALE IN FEET  
 0 10 20

**Legend**

Name	Description
C1	CORP STOP TO 1 1/2" DR-11 HDPE DOMESTIC SERVICES
C2	CORP STOP TO 1" DR-11 HDPE DOMESTIC SERVICES
C3	CORP STOP TO 2 1/2" DR-11 HDPE DOMESTIC SERVICES
C4	CORP STOP TO 4" DR-11 HDPE DOMESTIC SERVICES
C5	CORP STOP TO 2" DR-11 HDPE DOMESTIC SERVICES
O8	CORP STOP TO 2" DR-11 HDPE FIRE SERVICES
T1	10" x 10" DR-11 HDPE TEES
T2,V1,H	HYDRANT ASSEMBLY, 10" x 6" DR-11 HDPE TEES, 4" GATE VALVE, HYDRANT AT ALL LOCATIONS WHERE HYDRANT EXIST
T3	10" x 6" DR-11 HDPE TEES
V2	10" GATE VALVE
P1	10" DR-11 HDPE PLUG
ARV	AIR RELEASE VALVE
PRV	PRESSURE REDUCING VALVE
H2	FLUSHING HYDRANT
B1	10" DR-11 HDPE 90° BEND

- Notes:**
- RIGID BOARD INSULATION SHALL BE INSTALLED WHERE MINIMUM COVER REQUIREMENTS ARE NOT MET FOR FROST PROTECTION OF SANITARY SEWER MAINS AND SERVICES. RIGID BOARD INSULATION SHALL BE HIGH DENSITY EXTRUDED POLYSTYRENE, MINIMUM 60 PSI, EQUIVALENT TO R=20 PER TWO INCH (2") THICK INSULATION, OR APPROVED EQUAL.  
 MINIMUM COVER REQUIREMENTS:  
 A. 4.0' MINIMUM FOR ALL SEWER FORCE MAIN OR 3.5' MINIMUM WITH FOAM  
 B. IN AREAS WHERE 3' OF COVER IS NOT POSSIBLE ENCASE PIPE WITH 8 INCHES OF 3,000 PSI CONCRETE AROUND DIAMETER OF PIPE AND USE 4" R=20 INSULATION ON TOP OF PIPE (OR APPROVED EQUAL).
  - A MINIMUM VERTICAL SEPARATION OF 6" SHALL BE MAINTAINED BETWEEN THE PROPOSED WATER MAIN AND STORMWATER, ELECTRIC, GAS, AND TELECOMMUNICATIONS UTILITY CROSSINGS. WATER MAINS CROSSING UNDER THE SEWERS SHALL HAVE A VERTICAL CLEARANCE OF 18" MINIMUM BETWEEN THE SEWER AND WATER MAINS. WHERE AN 18" SEPARATION CANNOT BE OBTAINED, THE WATER MAIN SHALL BE ENCASED IN CONTROLLED LOW-STRENGTH MATERIAL (CLSM) TO A MINIMUM THICKNESS OF SIX (6) INCHES AROUND THE PIPE AND FIVE (5) FEET IN EACH DIRECTION FROM THE POINT OF CROSSING.

PRELIMINARY PLANS, FOR PLANNING AND PERMITTING ONLY, NOT FOR CONSTRUCTION

**Silo Ridge Resort Community**  
 4651 Route 22, Town of Amenia  
 Dutchess County, New York

Issued for  
**Site Plan - Phase 1**

Not Issued for Construction

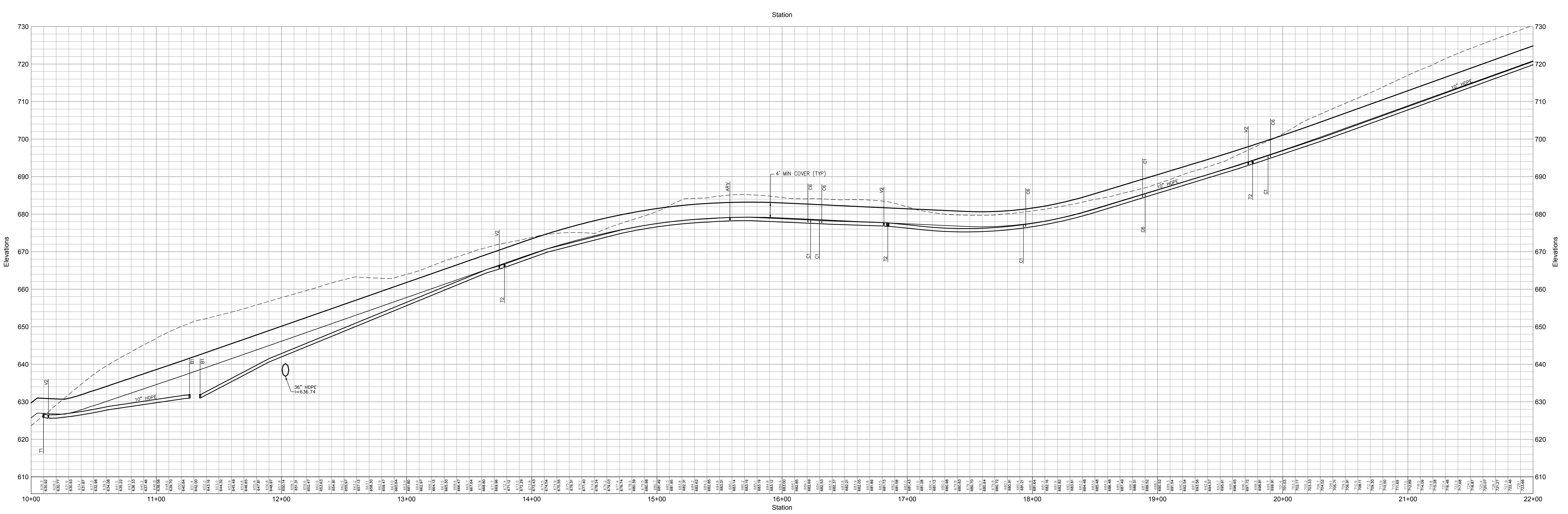
**Water System Profiles 9**

Sheet of  
**C7.28**

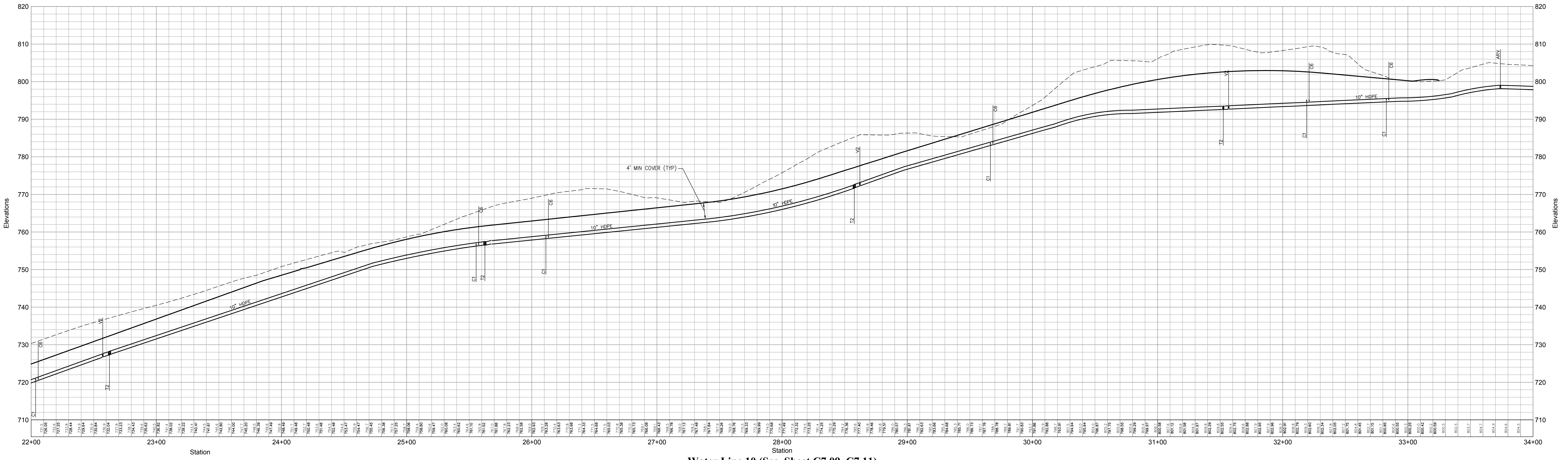
**JAMES F. SUOZZO**  
 N.Y. Professional Engineer  
 NY Lic. No. 57185

Project Number  
 29011.00

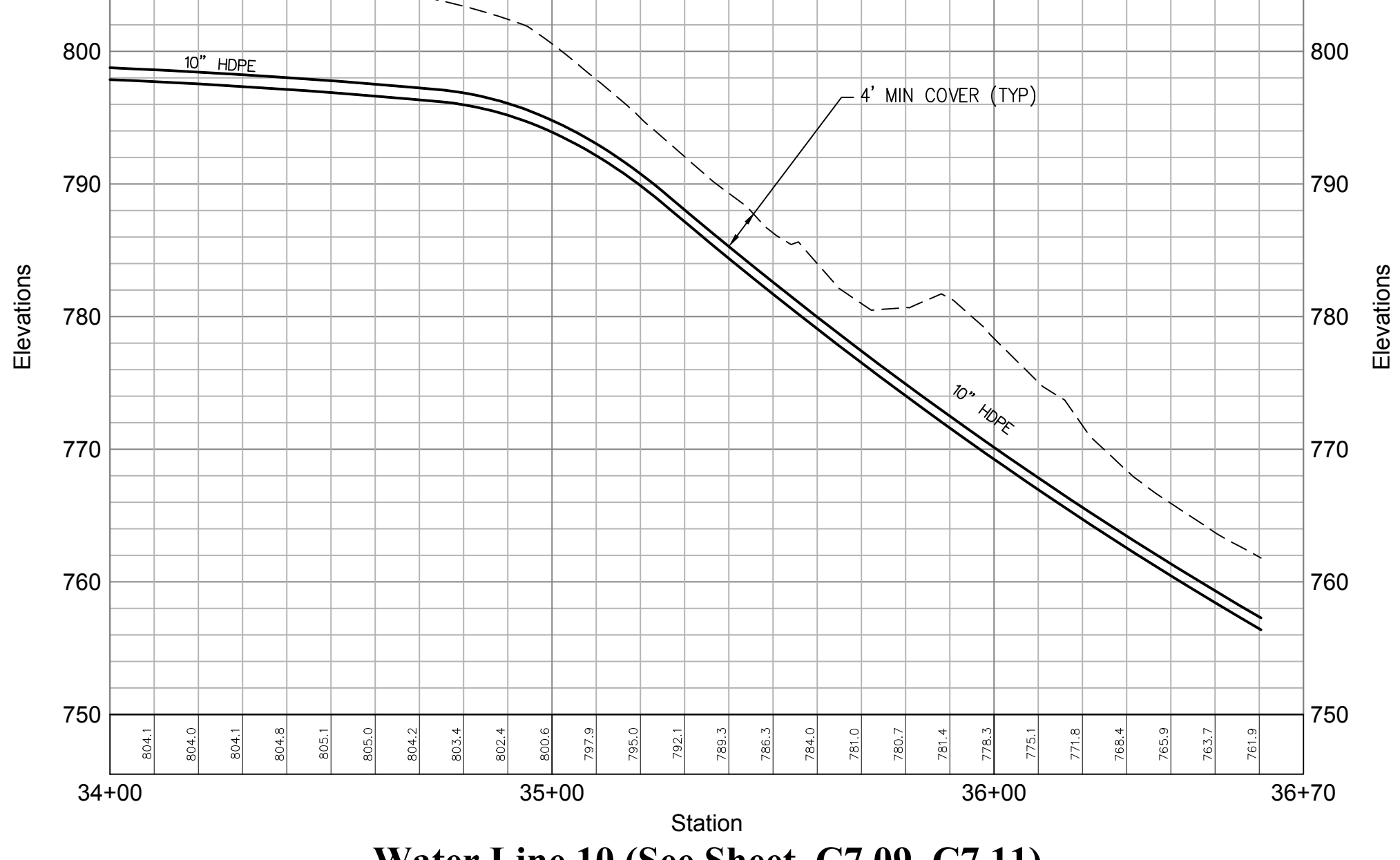
Project Title  
 January 8, 2015



Water Line 10 (See Sheet C7.09\_C7.11)



Water Line 10 (See Sheet C7.09\_C7.11)



Water Line 10 (See Sheet C7.09\_C7.11)

Legend	
Name	Description
C1	CORP STOP TO 1 1/2\"/>

- Notes:**
- RIGID BOARD INSULATION SHALL BE INSTALLED WHERE MINIMUM COVER REQUIREMENTS ARE NOT MET FOR FROST PROTECTION OF SANITARY SEWER MAINS AND SERVICES. RIGID BOARD INSULATION SHALL BE HIGH DENSITY EXTRUDED POLYSTYRENE, MINIMUM 60 PSI, EQUIVALENT TO R-20 PER TWO INCH (2") THICK INSULATION, OR APPROVED EQUAL.  
MINIMUM COVER REQUIREMENTS:  
A. 4.0' MINIMUM FOR ALL SEWER FORCE MAIN OR 3.5' MINIMUM WITH FOAM  
B. IN AREAS WHERE 3" OF COVER IS NOT POSSIBLE ENCASE PIPE WITH 8 INCHES OF 3,000 PSI CONCRETE AROUND DIAMETER OF PIPE AND USE 4" R-20 INSULATION ON TOP OF PIPE (OR APPROVED EQUAL)
  - A MINIMUM VERTICAL SEPARATION OF 6" SHALL BE MAINTAINED BETWEEN THE PROPOSED WATER MAIN AND STORMWATER, ELECTRIC, GAS, AND TELECOMMUNICATIONS UTILITY CROSSINGS. WATER MAINS CROSSING UNDER THE SEWERS SHALL HAVE A VERTICAL CLEARANCE OF 18" MINIMUM BETWEEN THE SEWER AND WATER MAINS. WHERE AN 18" SEPARATION CANNOT BE OBTAINED, THE WATER MAIN SHALL BE ENCASED IN CONTROLLED LOW-STRENGTH MATERIAL (CLSM) TO A MINIMUM THICKNESS OF SIX (6) INCHES AROUND THE PIPE AND FIVE (5) FEET IN EACH DIRECTION FROM THE POINT OF CROSSING.

**OWNER:**  
Silo Ridge Ventures, LLC  
9021 Route 44  
Amenia, New York 12501  
845.373.8020

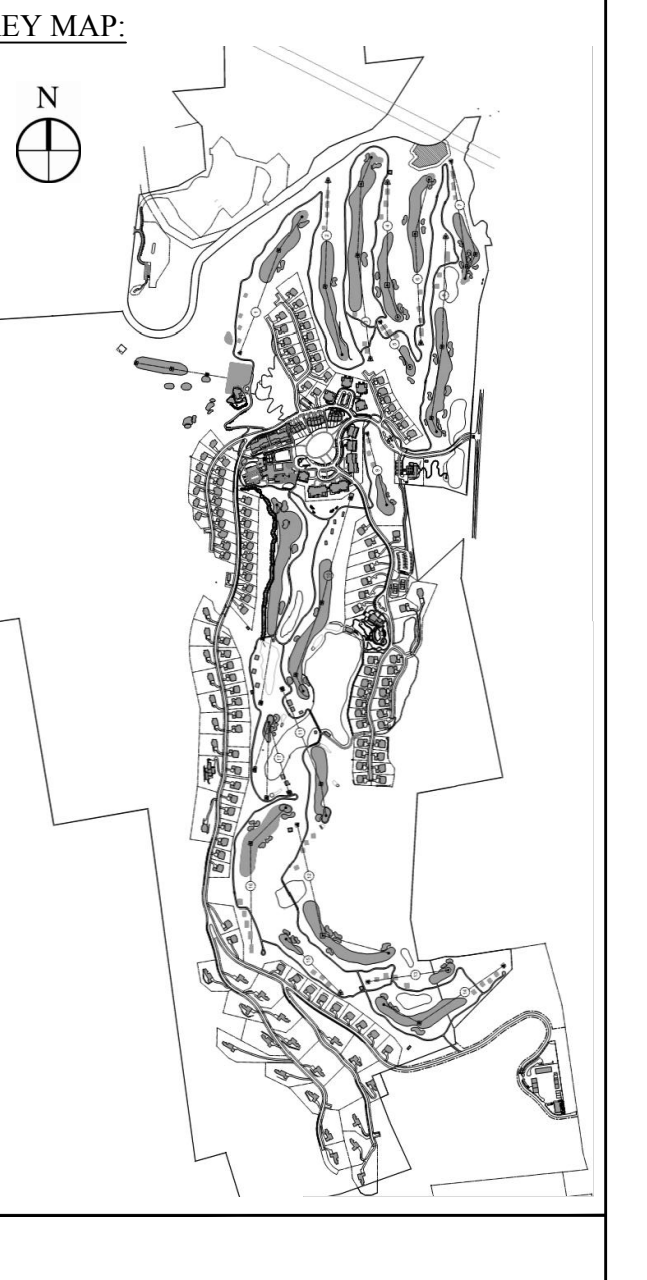
**ARCHITECTS, PLANNERS, LANDSCAPE ARCHITECTS:**  
HART | HOWERTON  
10 East 40th Street New York, NY 10016  
Tel: 212.683.6311 Fax: 212.481.3768  
E-mail: NY@hart-howerton.com

**GOLF COURSE DESIGNERS:**  
FAZIO DESIGN  
401 N. Main St., Ste. 400  
Hendersonville, North Carolina 28792  
828.693.0662 • FAX 828.693.0071

**ENVIRONMENTAL PLANNING & CIVIL ENGINEERING:**  
VHB  
Engineering, Surveying & Landscape Architecture, PC  
Planning  
Transportation  
Land Development  
Environmental Services  
50 Main Street, Suite 300  
White Plains, New York 10606  
914.467.6600 • FAX 914.761.3759

**WASTEWATER AND WATER DESIGN:**  
CEDARWOOD ENGINEERING SERVICES, PLLC  
CIVIL & ENVIRONMENTAL ENGINEERING  
8-12 Dietz St., Suite 303  
Oswego, NY 13127-4330  
248 Main St., PO Box 203  
North Creek, NY 518.251.5160

**PROJECT SURVEYOR:**  
Kirk K. Horton, Land Surveyor  
NYS License No. 049954  
9 Broadway  
Amenia, New York 12501  
845.373.7809



**Legend**

--- EXISTING GRADE  
--- PROPOSED GRADE

HORIZONTAL SCALE IN FEET: 1" = 30'  
VERTICAL SCALE IN FEET: 1" = 10'

Not Issued for Construction

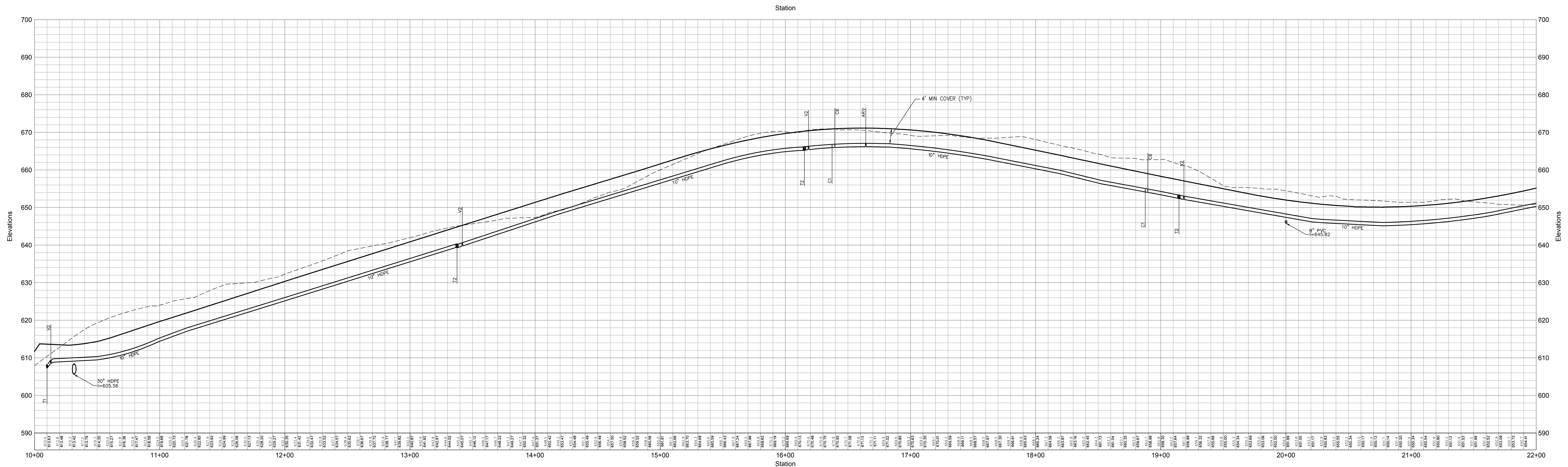
**Water System Profiles 10**

Drawing Number: **C7.29**

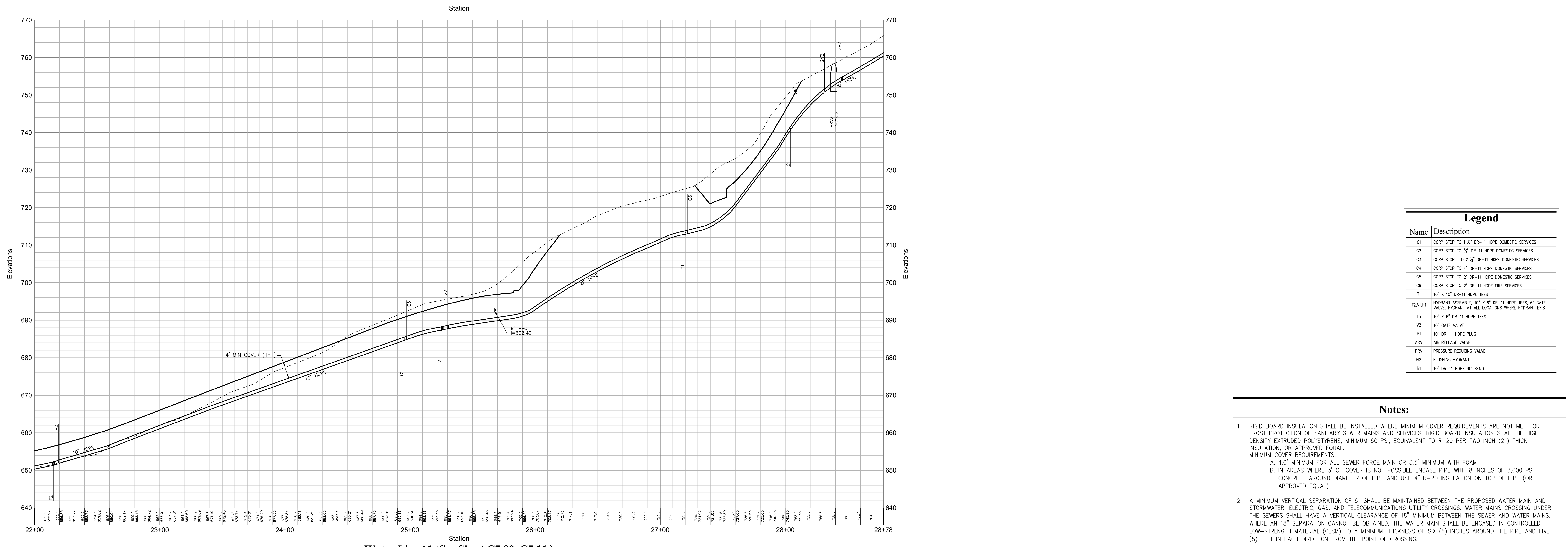
Project Number: 29011.00  
Date: January 8, 2015

JAMES F. SLOZZO  
N.Y. Professional Engineer  
NY Lic. No. 57185

PRELIMINARY PLANS, FOR PLANNING AND PERMITTING ONLY, NOT FOR CONSTRUCTION



Water Line 11 (See Sheet C7.09\_C7.11)



Water Line 11 (See Sheet C7.09\_C7.11)

OWNER:  
**Silo Ridge Ventures, LLC**  
5021 Route 44  
Amenia, New York 12501  
845.373.8020

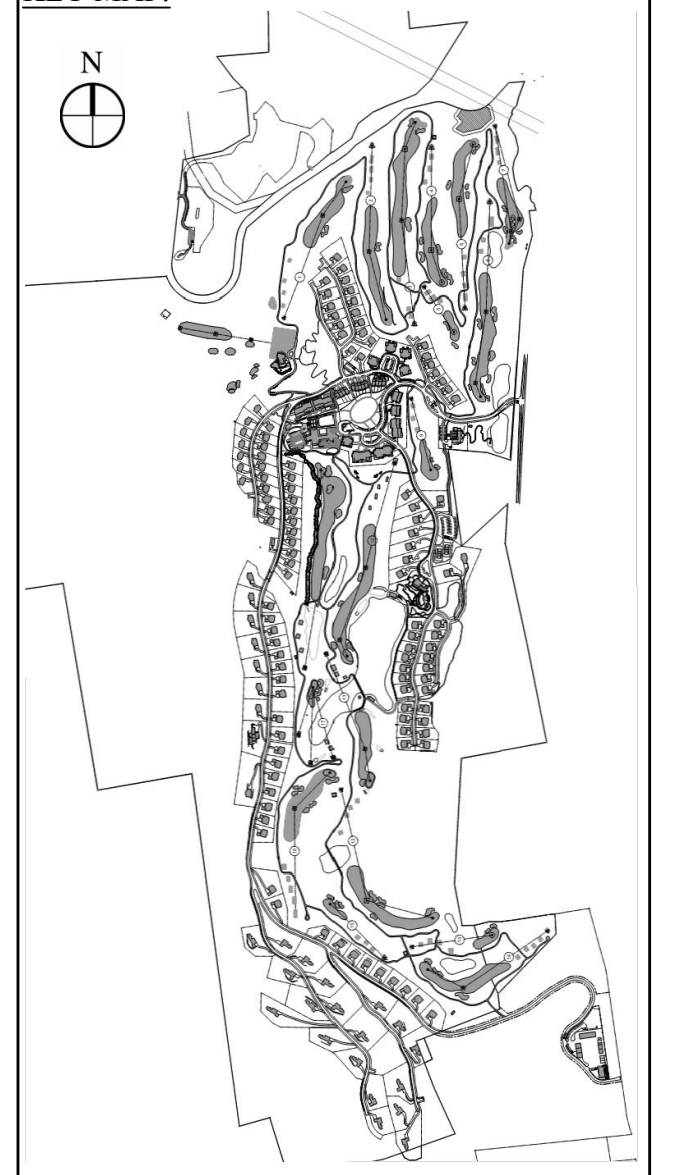
ARCHITECTS, PLANNERS, LANDSCAPE ARCHITECTS:  
**HART | HOWERTON**  
10 East 40th Street New York, NY 10016  
Tel: 212.683.6631 Fax: 212.481.3768  
Email: NY@hart-howerton.com

GOLF COURSE DESIGNERS:  
**FAZIO DESIGN**  
401 N. Main St., Ste. 400  
Hendersonville, North Carolina 28792  
828.693.0662 • FAX 828.693.0071

ENVIRONMENTAL PLANNING & CIVIL ENGINEERING:  
**VHB**  
**Engineering, Surveying & Landscape Architecture, PC**  
Planning  
Transportation  
Land Development  
Environmental Services  
50 Main Street, Suite 300  
White Plains, New York 10606  
914.467.6600 • FAX 914.761.3759

WASTEWATER AND WATER DESIGN:  
**CEDARWOOD ENGINEERING SERVICES, PLLC**  
CIVIL & ENVIRONMENTAL ENGINEERING  
8-12 Dietz St., Suite 303  
Oswego, NY 14127  
248 Main St., PO Box 203  
North Creek, NY 518.251.5160

PROJECT SURVEYOR:  
**Kirk K. Horton, Land Surveyor**  
NYS License No. 049954  
9 Broadway  
Amenia, New York 12501  
845.373.7809



**Legend**

--- EXISTING GRADE  
— PROPOSED GRADE

HORIZONTAL SCALE IN FEET  
VERTICAL SCALE IN FEET

**Legend**

Name	Description
C1	CORP STOP TO 1 1/2" DR-11 HOPE DOMESTIC SERVICES
C2	CORP STOP TO 3/4" DR-11 HOPE DOMESTIC SERVICES
C3	CORP STOP TO 2 1/2" DR-11 HOPE DOMESTIC SERVICES
C4	CORP STOP TO 4" DR-11 HOPE DOMESTIC SERVICES
C5	CORP STOP TO 2" DR-11 HOPE DOMESTIC SERVICES
C6	CORP STOP TO 2" DR-11 HOPE FIRE SERVICES
T1	10" x 10" DR-11 HOPE TEES
T2, V1, H1	HYDRANT ASSEMBLY: 10" x 6" DR-11 HOPE TEES, 6" GATE VALVE, HYDRANT AT ALL LOCATIONS WHERE HYDRANT EXIST
T3	10" x 6" DR-11 HOPE TEES
V2	10" GATE VALVE
R1	10" DR-11 HOPE PLUG
ARV	AIR RELEASE VALVE
PRV	PRESSURE REDUCING VALVE
H2	FLUSHING HYDRANT
B1	10" DR-11 HOPE 90° BEND

**Notes:**

- RIGID BOARD INSULATION SHALL BE INSTALLED WHERE MINIMUM COVER REQUIREMENTS ARE NOT MET FOR FROST PROTECTION OF SANITARY SEWER MAINS AND SERVICES. RIGID BOARD INSULATION SHALL BE HIGH DENSITY EXTRUDED POLYSTYRENE, MINIMUM 60 PSI, EQUIVALENT TO R-20 PER TWO INCH (2") THICK INSULATION, OR APPROVED EQUAL.  
MINIMUM COVER REQUIREMENTS:  
A. 4'-0" MINIMUM FOR ALL SEWER FORCE MAIN OR 3.5' MINIMUM WITH FOAM  
B. IN AREAS WHERE 3' OF COVER IS NOT POSSIBLE ENCASE PIPE WITH 8 INCHES OF 3,000 PSI CONCRETE AROUND DIAMETER OF PIPE AND USE 4" R-20 INSULATION ON TOP OF PIPE (OR APPROVED EQUAL)
- A MINIMUM VERTICAL SEPARATION OF 6" SHALL BE MAINTAINED BETWEEN THE PROPOSED WATER MAIN AND STORMWATER, ELECTRIC, GAS, AND TELECOMMUNICATIONS UTILITY CROSSINGS. WATER MAINS CROSSING UNDER THE SEWERS SHALL HAVE A VERTICAL CLEARANCE OF 18" MINIMUM BETWEEN THE SEWER AND WATER MAINS. WHERE AN 18" SEPARATION CANNOT BE OBTAINED, THE WATER MAIN SHALL BE ENCASED IN CONTROLLED LOW-STRENGTH MATERIAL (CLSM) TO A MINIMUM THICKNESS OF SIX (6) INCHES AROUND THE PIPE AND FIVE (5) FEET IN EACH DIRECTION FROM THE POINT OF CROSSING.

PRELIMINARY PLANS, FOR PLANNING AND PERMITTING ONLY, NOT FOR CONSTRUCTION

**Silo Ridge Resort Community**  
4651 Route 22, Town of Amenia  
Dutchess County, New York

Not Issued for Construction  
**Water System Profiles 11**  
Drawing Number: **C7.30**  
Sheet of: 4  
Project Number: 29011.00  
Professional Engineer: **JAMES F. SUOZZO**  
NY Lic. No. 57185